

Push-in Terminal Blocks Specifications

Bulletin Number 1492-P

Topic	Page
Summary of Changes	1
Single-level, Feed-through Terminal Blocks	2
Single-level, Feed-through Grounding Terminal Blocks	19
Double-level, Feed-through Terminal Blocks	34
Three-level, Feed-through Terminal Blocks	46
Three-level, Feed-through Grounding Terminal Blocks	48
Four-level Feed-through Terminal Blocks	50
Disconnect Terminal Blocks	51
Sensor Terminal Blocks	57
Control Power Distribution Terminal Blocks	62
Single-level Flex Plug-in Terminal Blocks	88
Accessory Plug-in Terminal Blocks	94
Fuse Terminal Blocks	97
Ferrule Selection	100
Additional Resources	107


Summary of Changes

This publication contains the following new or updated information. This list includes substantive updates only and is not intended to reflect all changes.

Topic	Page
Added new terminal blocks specifications for 1492-PD2	34
Added new terminal blocks specifications for 1492-PD2C	35
Added new terminal blocks specifications for 1492-PDG2	40
Added new terminal blocks specifications for 1492-PDG2C	41
Added new terminal blocks specifications and wiring diagram for 1492-PDKD4	55
Added new terminal blocks specifications and wiring diagram for 1492-PDGK04	56
Added new terminal blocks specifications for 1492-PFB4	97
Added new terminal blocks specifications and wiring diagram for 1492-PDFB4	98
Added new terminal blocks specifications and wiring diagram for 1492-PDGF04	99
Updated Terminal Blocks dimensions and Accessories tables	Throughout

Single-level, Feed-through Terminal Blocks

1492-P2



Terminal Blocks—Dimensions (W x H x L): 3.5 x 33.5 x 55 mm

Color	Cat. No.	Pkg. Qty.	Color	Cat. No.	Pkg. Qty.
Gray	1492-P2	100	Green	1492-P2-G	100
Red	1492-P2-RE	100	Yellow	1492-P2-Y	100
Blue	1492-P2-B	100	Orange	1492-P2-OR	100
Black	1492-P2-BL	100	White	1492-P2-W	100
Brown	1492-P2-BR	100			

Specifications – Single-level Feed-through Terminal Block

Certifications	UL / CSA	IEC	ATEX
Voltage Rating	300V AC/DC	500V AC/DC	550V AC/DC
Maximum Current	13 A	17.5 A	15 A
Wire Range/ Rated Cross Section	26...14 AWG	1.5 mm ²	1.5 mm ²
Wire Strip Length	0.31 in. (8 mm)		
Density	87 pcs/ft (285 pcs/m)		
Housing Temperature Range	-76...+266°F (-60...+130 °C)		

Accessories	Cat. No.	Pkg. Qty.
-------------	----------	-----------

Mounting Rails, End Barriers, End Anchors and Retainers

Mounting Rail 1 m Symmetrical DIN	Steel	199-DR1	10
	Aluminum	1492-DR5	10
	Hi-Rise (Aluminum)	1492-DR6	2
	Angled (Steel)	1492-DR7	2
End Barriers	Gray	1492-EBP2	50
	Blue	1492-EBP2-B	50
	Yellow	1492-EBP2-Y	50
End Retainer		1492-ERL35	20
		1492-ERP35	20
End Anchor DIN Rail	Normal Duty	1492-EAJ35	100
	Heavy Duty	1492-EAHJ35	50
	Normal Duty	1492-EAP35	50

Accessories	Cat. No.	Pkg. Qty.
Center Jumpers⁽¹⁾		
2-pole	1492-CJP2-2	60
3-pole	1492-CJP2-3	20
4-pole	1492-CJP2-4	
5-pole	1492-CJP2-5	
6-pole	1492-CJP2-6	
7-pole	1492-CJP2-7	
8-pole	1492-CJP2-8	
9-pole	1492-CJP2-9	
10-pole	1492-CJP2-10	
20-pole	1492-CJP2-20	
50-pole	1492-CJP2-50	

Test Plugs			
Test Plugs	Start Test Plug	1492-PTPS	50
	Test Plug	1492-P2TPE	50

Marking Systems		
ClearMark™ Advanced and ClearPlot® Basic Marker Cards	1492-MR3x10 (192/card)	5 cards
ClearMultiprint™ Markers	1492-MT3X8 (1000/roll)	1 roll

(1) Available in orange as standard, to order other colors add the appropriate suffix to the catalog number listed: Blue =B, Red = RE. Example for a red 2-pole center jumper, the catalog number is 1492-CJP2-2-RE.

Wiring Diagram



IMPORTANT See page [100](#) for ferrule selection.

1492-P2T



Terminal Blocks—Dimensions (W x H x L): 3.5 x 33.5 x 61.5 mm					
Color	Cat. No.	Pkg. Qty.	Color	Cat. No.	Pkg. Qty.
Gray	1492-P2T	50	Green	1492-P2T-G	50
Red	1492-P2T-RE	50	Yellow	1492-P2T-Y	50
Blue	1492-P2T-B	50	Orange	1492-P2T-OR	50
Black	1492-P2T-BL	50	White	1492-P2T-W	50
Brown	1492-P2T-BR	50			

Specifications – Single-level Feed-through Terminal Block			
Certifications	UL /CSA	IEC	ATEX
Voltage Rating	300V AC/DC	500V AC/DC	550V AC/DC
Maximum Current	13 A	17.5 A	15 A
Wire Range (Rated Cross Section)	26...14 AWG	1.5 mm ²	1.5 mm ²
Wire Strip Length	0.31 in. (8 mm)		
Density	87 pcs/ft (285 pcs/m)		
Housing Temperature Range	-76...+266°F (-60...+130 °C)		

Accessories	Cat. No.	Pkg. Qty.	
Mounting Rails, End Barriers, End Anchors and Retainers			
Mounting Rail 1 m Symmetrical DIN	Steel	199-DR1	10
	Aluminum	1492-DR5	10
	Hi-Rise (Aluminum)	1492-DR6	2
	Angled (Steel)	1492-DR7	2
End Barriers	Gray	1492-EBP2T	50
	Blue	1492-EBP2T-B	50
	Yellow	1492-EBP2T-Y	50
End Retainer		1492-ERL35	20
		1492-ERP35	20
End Anchor DIN Rail	Normal Duty	1492-EAJ35	100
	Heavy Duty	1492-EAHJ35	50
	Normal Duty	1492-EAP35	50

Accessories	Cat. No.	Pkg. Qty.
Center Jumpers⁽¹⁾		
2-pole	1492-CJP2-2	60
3-pole	1492-CJP2-3	20
4-pole	1492-CJP2-4	
5-pole	1492-CJP2-5	
6-pole	1492-CJP2-6	
7-pole	1492-CJP2-7	
8-pole	1492-CJP2-8	
9-pole	1492-CJP2-9	
10-pole	1492-CJP2-10	
20-pole	1492-CJP2-20	
50-pole	1492-CJP2-50	

Test Plugs			
Test Plugs	Start Test Plug	1492-PTPS	50
	Test Plug	1492-P2TPE	50

Marking Systems		
ClearMark Advanced and ClearPlot Basic Marker Cards	1492-MR3x10 (192/card)	5 cards
ClearMultiprint Markers	1492-MT3X8 (1000/roll)	1 roll

(1) Available in orange as standard, to order other colors add the appropriate suffix to the catalog number listed: Blue =B, Red = RE. Example for a red 2-pole center jumper, the catalog number is 1492-CJP2-2-RE.

Wiring Diagram



IMPORTANT See page [100](#) for ferrule selection.

1492-P2Q



Terminal Blocks—Dimensions (W x H x L): 3.5 x 33.5 x 67.5 mm

Color	Cat. No.	Pkg. Qty.	Color	Cat. No.	Pkg. Qty.		
	Gray	1492-P2Q	100		Green	1492-P2Q-G	100
	Red	1492-P2Q-RE	100		Yellow	1492-P2Q-Y	100
	Blue	1492-P2Q-B	100		Orange	1492-P2Q-OR	100
	Black	1492-P2Q-BL	100		White	1492-P2Q-W	100
	Brown	1492-P2Q-BR	100				

Specifications – Single-level Feed-through Terminal Block

Certifications	UL /CSA	IEC	ATEX
Voltage Rating	300V AC/DC	500V AC/DC	550V AC/DC
Maximum Current	13 A	17.5 A	15 A
Wire Range (Rated Cross Section)	26...14 AWG	1.5 mm ²	1.5 mm ²
Wire Strip Length	0.31 in. (8 mm)		
Density	87 pcs/ft (285 pcs/m)		
Housing Temperature Range	-76...+266 °F (-60...+130 °C)		

Accessories	Cat. No.	Pkg. Qty.	
Mounting Rails, End Barriers, End Anchors and Retainers			
Mounting Rail 1 m Symmetrical DIN	Steel	199-DR1	10
	Aluminum	1492-DR5	10
	Hi-Rise (Aluminum)	1492-DR6	2
	Angled (Steel)	1492-DR7	2
End Barriers	Gray	1492-EBP2Q	50
	Blue	1492-EBP2Q-B	50
	Yellow	1492-EBP2Q-Y	50
End Retainer		1492-ERL35	20
		1492-ERP35	20
End Anchor DIN Rail	Normal Duty	1492-EAJ35	100
	Heavy Duty	1492-EAHJ35	50
	Normal Duty	1492-EAP35	50

Accessories	Cat. No.	Pkg. Qty.
Center Jumpers⁽¹⁾		
2-pole	1492-CJP2-2	60
3-pole	1492-CJP2-3	20
4-pole	1492-CJP2-4	
5-pole	1492-CJP2-5	
6-pole	1492-CJP2-6	
7-pole	1492-CJP2-7	
8-pole	1492-CJP2-8	
9-pole	1492-CJP2-9	
10-pole	1492-CJP2-10	
20-pole	1492-CJP2-20	
50-pole	1492-CJP2-50	

Test Plugs			
Test Plugs	Start Test Plug	1492-PTPS	50
	Test Plug	1492-P2TPE	50

Marking Systems		
ClearMark Advanced and ClearPlot Basic Marker Cards	1492-MR3x10 (192/card)	5 cards
ClearMultiprint Markers	1492-MT3X8 (1000/roll)	1 roll

(1) Available in orange as standard, to order other colors add the appropriate suffix to the catalog number listed: Blue =B, Red = RE. Example for a red 2-pole center jumper, the catalog number is 1492-CJP2-2-RE.

Wiring Diagram



IMPORTANT See page [100](#) for ferrule selection.

1492-P3



Terminal Blocks—Dimensions (W x H x L): 5.1 x 36.5 x 55 mm

Color	Cat. No.	Pkg. Qty.	Color	Cat. No.	Pkg. Qty.
Gray	1492-P3	100	Green	1492-P3-G	100
Red	1492-P3-RE	100	Yellow	1492-P3-Y	100
Blue	1492-P3-B	100	Orange	1492-P3-OR	100
Black	1492-P3-BL	100	White	1492-P3-W	100
Brown	1492-P3-BR	100			

Specifications – Single-level Feed-through Terminal Block

Certifications	UL /CSA	IEC	ATEX
Voltage Rating	600V AC/DC	800V AC/DC	550V AC/DC
Maximum Current	20 A	24 A	21 A
Wire Range (Rated Cross Section)	28...12 AWG	2.5 mm ²	2.5 mm ²
Wire Strip Length	0.4 in. (10 mm)		
Density	59 pcs/ft (196 pcs/m)		
Housing Temperature Range	-76...+266°F (-60...+130 °C)		

Accessories	Cat. No.	Pkg.	
Mounting Rails, End Barriers, End Anchors and Retainers			
Mounting Rail 1 m Symmetrical DIN	Steel	199-DR1	10
	Aluminum	1492-DR5	10
	Hi-Rise (Aluminum)	1492-DR6	2
	Angled (Steel)	1492-DR7	2
End Barriers	Gray	1492-EBP3	50
	Blue	1492-EBP3-B	50
	Yellow	1492-EBP3-Y	50
End Retainer	1492-ERL35		20
	1492-ERP35		20
End Anchor DIN Rail	Normal Duty	1492-EAJ35	100
	Heavy Duty	1492-EAHJ35	50
	Normal Duty	1492-EAP35	50

Accessories	Cat. No.	Pkg.
Center Jumpers⁽¹⁾		
2-pole	1492-CJP3-2	60
3-pole	1492-CJP3-3	20
4-pole	1492-CJP3-4	
5-pole	1492-CJP3-5	
6-pole	1492-CJP3-6	
7-pole	1492-CJP3-7	
8-pole	1492-CJP3-8	
9-pole	1492-CJP3-9	
10-pole	1492-CJP3-10	
20-pole	1492-CJP3-20	
50-pole	1492-CJP3-50	

Test Plugs			
Test Plugs	Start Test Plug	1492-PTPS	50
	Test Plug	1492-P3TPE	50

Marking Systems		
ClearMark Advanced and ClearPlot Basic Marker Cards	1492-MR5X8 (120/card)	5 cards
ClearMultiprint Markers	1492-MT5X8 (800/roll)	1 roll

(1) Available in orange as standard, to order other colors add the appropriate suffix to the catalog number listed: Blue =B, Red = RE. Example for a red 2-pole center jumper, the catalog number is 1492-CJP3-2-RE.

Wiring Diagram



IMPORTANT See page 101 for ferrule selection.

1492-P3T



Terminal Blocks—Dimensions (W x H x L): 5.1 x 36.5 x 66.5 mm					
Color	Cat. No.	Pkg. Qty.	Color	Cat. No.	Pkg. Qty.
Gray	1492-P3T	100	Green	1492-P3T-G	100
Red	1492-P3T-RE	100	Yellow	1492-P3T-Y	100
Blue	1492-P3T-B	100	Orange	1492-P3T-OR	100
Black	1492-P3T-BL	100	White	1492-P3T-W	100
Brown	1492-P3T-BR	100			

Specifications – Single-level Feed-through Terminal Block			
Certifications	UL /CSA	IEC	ATEX
Voltage Rating	600V AC/DC	800V AC/DC	550V AC/DC
Maximum Current	20 A	24 A	21 A
Wire Range (Rated Cross Section)	28...12 AWG	2.5 mm ²	2.5 mm ²
Wire Strip Length	0.4 in. (10 mm)		
Density	59 pcs/ft (196 pcs/m)		
Housing Temperature Range	-76...+266°F (-60...+130 °C)		

Accessories	Cat. No.	Pkg. Qty.	
Mounting Rails, End Barriers, End Anchors and Retainers			
Mounting Rail 1 m Symmetrical DIN	Steel	199-DR1	10
	Aluminum	1492-DR5	10
	Hi-Rise (Aluminum)	1492-DR6	2
	Angled (Steel)	1492-DR7	2
End Barriers	Gray	1492-EBP3T	50
	Blue	1492-EBP3T-B	50
	Yellow	1492-EBP3T-Y	50
End Retainer		1492-ERL35	20
		1492-ERP35	20
End Anchor DIN Rail	Normal Duty	1492-EAJ35	100
	Heavy Duty	1492-EAHJ35	50
	Normal Duty	1492-EAP35	50

Accessories	Cat. No.	Pkg. Qty.
Center Jumpers⁽¹⁾		
2-pole	1492-CJP3-2	60
3-pole	1492-CJP3-3	20
4-pole	1492-CJP3-4	
5-pole	1492-CJP3-5	
6-pole	1492-CJP3-6	
7-pole	1492-CJP3-7	
8-pole	1492-CJP3-8	
9-pole	1492-CJP3-9	
10-pole	1492-CJP3-10	
20-pole	1492-CJP3-20	
50-pole	1492-CJP3-50	

Test Plugs			
Test Plugs	Start Test Plug	1492-PTPS	50
	Test Plug	1492-P3TPE	50

Marking Systems		
ClearMark Advanced and ClearPlot Basic Marker Cards	1492-MR5X8 (120/card)	5 cards
ClearMultiprint Markers	1492-MT5X8 (800/roll)	1 roll


(1) Available in orange as standard, to order other colors add the appropriate suffix to the catalog number listed: Blue =B, Red = RE. Example for a red 2-pole center jumper, the catalog number is 1492-CJP3-2-RE

Wiring Diagram



IMPORTANT See page [101](#) for ferrule selection.

1492-P3Q



Terminal Blocks—Dimensions (W x H x L): 5.1 x 36.5 x 77.5 mm					
Color	Cat. No.	Pkg. Qty.	Color	Cat. No.	Pkg. Qty.
Gray	1492-P3Q	100	Green	1492-P3Q-G	100
Red	1492-P3Q-RE	100	Yellow	1492-P3Q-Y	100
Blue	1492-P3Q-B	100	Orange	1492-P3Q-OR	100
Black	1492-P3Q-BL	100	White	1492-P3Q-W	100
Brown	1492-P3Q-BR	100			

Specifications – Single-level Feed-through Terminal Block			
Certifications	UL /CSA	IEC	ATEX
Voltage Rating	600V AC/DC	800V AC/DC	550V AC/DC
Maximum Current	20 A	24 A	21 A
Wire Range (Rated Cross Section)	28...12 AWG	2.5 mm ²	2.5 mm ²
Wire Strip Length	0.4 in. (10 mm)		
Density	59 pcs/ft (196 pcs/m)		
Housing Temperature Range	-76...+266°F (-60...+130 °C)		

Accessories	Cat. No.	Pkg. Qty.	
Mounting Rails, End Barriers, End Anchors and Retainers			
Mounting Rail 1 m Symmetrical DIN	Steel	199-DR1	10
	Aluminum	1492-DR5	10
	Hi-Rise (Aluminum)	1492-DR6	2
	Angled (Steel)	1492-DR7	2
End Barriers	Gray	1492-EBP3Q	50
	Blue	1492-EBP3Q-B	50
	Yellow	1492-EBP3Q-Y	50
End Retainer		1492-ERL35	20
		1492-ERP35	20
End Anchor DIN Rail	Normal Duty	1492-EAJ35	100
	Heavy Duty	1492-EAHJ35	50
	Normal Duty	1492-EAP35	50

Accessories	Cat. No.	Pkg. Qty.
Center Jumpers⁽¹⁾		
2-pole	1492-CJP3-2	60
3-pole	1492-CJP3-3	20
4-pole	1492-CJP3-4	
5-pole	1492-CJP3-5	
6-pole	1492-CJP3-6	
7-pole	1492-CJP3-7	
8-pole	1492-CJP3-8	
9-pole	1492-CJP3-9	
10-pole	1492-CJP3-10	
20-pole	1492-CJP3-20	
50-pole	1492-CJP3-50	

Test Plugs			
Test Plugs	Start Test Plug	1492-PTPS	50
	Test Plug	1492-P3TPE	50

Marking Systems		
ClearMark Advanced and ClearPlot Basic Marker Cards	1492-MR5X8 (120/card)	5 cards
ClearMultiprint Markers	1492-MT5X8 (800/roll)	1 roll

(1) Available in orange as standard, to order other colors add the appropriate suffix to the catalog number listed: Blue =B, Red = RE. Example for a red 2-pole center jumper, the catalog number is 1492-CJP3-2-RE.

Wiring Diagram



IMPORTANT See page [101](#) for ferrule selection.

1492-P4



Terminal Blocks—Dimensions (W x H x L): 6.1 x 39.5 x 60 mm					
Color	Cat. No.	Pkg. Qty.	Color	Cat. No.	Pkg. Qty.
Gray	1492-P4	100	Green	1492-P4-G	100
Red	1492-P4-RE	100	Yellow	1492-P4-Y	100
Blue	1492-P4-B	100	Orange	1492-P4-OR	100
Black	1492-P4-BL	100	White	1492-P4-W	100

Specifications – Single-level Feed-through Terminal Block			
Certifications	UL /CSA	IEC	ATEX
Voltage Rating	600V AC/DC	800V AC/DC	550V AC/DC
Maximum Current	30 A	32 A	30 A
Wire Range (Rated Cross Section)	26...10 AWG	4 mm ²	4 mm ²
Wire Strip Length	0.47 in. (12 mm)		
Density	49 pcs/ft (163 pcs/m)		
Housing Temperature Range	-76...+266°F (-60...+130 °C)		

Accessories	Cat. No.	Pkg. Qty.	
Mounting Rails, End Barriers, End Anchors and Retainers			
Mounting Rail 1 m Symmetrical DIN	Steel	199-DR1	10
	Aluminum	1492-DR5	10
	Hi-Rise (Aluminum)	1492-DR6	2
	Angled (Steel)	1492-DR7	2
End Barriers	Gray	1492-EBP4	50
	Blue	1492-EBP4-B	50
	Yellow	1492-EBP4-Y	50
End Retainer		1492-ERL35	20
		1492-ERP35	20
End Anchor DIN Rail	Normal Duty	1492-EAJ35	100
	Heavy Duty	1492-EAHJ35	50
	Normal Duty	1492-EAP35	50

Accessories	Cat. No.	Pkg. Qty.	
Center Jumpers⁽¹⁾			
2-pole	1492-CJP4-2	60	
3-pole	1492-CJP4-3	20	
4-pole	1492-CJP4-4		
5-pole	1492-CJP4-5		
6-pole	1492-CJP4-6		
7-pole	1492-CJP4-7		
8-pole	1492-CJP4-8		
9-pole	1492-CJP4-9		
10-pole	1492-CJP4-10		
50-pole	1492-CJP4-50		5
Test Plugs			
Test Plugs	Start Test Plug	1492-PTPS	50
	Test Plug	1492-P4TPE	50
Marking Systems			
ClearMark Advanced and ClearPlot Basic Marker Cards	1492-MR6X8 (120/card)	5 cards	
ClearMultiprint Markers	1492-MT6X8 (600/roll)	1 roll	

(1) Available in orange as standard, to order other colors add the appropriate suffix to the catalog number listed: Blue =B, Red = RE. Example for a red 2-pole center jumper, the catalog number is 1492-CJP4-4-RE.

Wiring Diagram



IMPORTANT See page [102](#) for ferrule selection.

1492-P4T



Terminal Blocks—Dimensions (W x H x L): 6.1 x 39.5 x 74 mm					
Color	Cat. No.	Pkg. Qty.	Color	Cat. No.	Pkg. Qty.
Gray	1492-P4T	50	Green	1492-P4T-G	50
Red	1492-P4T-RE	50	Yellow	1492-P4T-Y	50
Blue	1492-P4T-B	50	Orange	1492-P4T-OR	50
Black	1492-P4T-BL	50	White	1492-P4T-W	50

Specifications – Single-level Feed-through Terminal Block			
Certifications	UL /CSA	IEC	ATEX
Voltage Rating	600V AC/DC	800V AC/DC	550V AC/DC
Maximum Current	30 A	32 A	30 A
Wire Range (Rated Cross Section)	26...10 AWG	4 mm ²	4 mm ²
Wire Strip Length	0.47 in. (12 mm)		
Density	49 pcs/ft (163 pcs/m)		
Housing Temperature Range	-76...+266°F (-60...+130 °C)		

Accessories	Cat. No.	Pkg. Qty.	
Mounting Rails, End Barriers, End Anchors and Retainers			
Mounting Rail 1 m Symmetrical DIN	Steel	199-DR1	10
	Aluminum	1492-DR5	10
	Hi-Rise (Aluminum)	1492-DR6	2
	Angled (Steel)	1492-DR7	2
End Barriers	Gray	1492-EBP4T	20
	Blue	1492-EBP4T-B	20
	Yellow	1492-EBP4T-Y	50
End Retainer		1492-ERL35	20
		1492-ERP35	20
End Anchor DIN Rail	Normal Duty	1492-EAJ35	100
	Heavy Duty	1492-EAHJ35	50
	Normal Duty	1492-EAP35	50

Accessories	Cat. No.	Pkg. Qty.	
Center Jumpers⁽¹⁾			
2-pole	1492-CJP4-2	60	
3-pole	1492-CJP4-3	20	
4-pole	1492-CJP4-4		
5-pole	1492-CJP4-5		
6-pole	1492-CJP4-6		
7-pole	1492-CJP4-7		
8-pole	1492-CJP4-8		
9-pole	1492-CJP4-9		
10-pole	1492-CJP4-10		
50-pole	1492-CJP4-50		5
Test Plugs			
Test Plugs	Start Test Plug	1492-PTPS	50
	Test Plug	1492-P4TPE	50
Marking Systems			
ClearMark Advanced and ClearPlot Basic Marker Cards	1492-MR6X8 (120/card)	5 cards	
ClearMultiprint Markers	1492-MT6X8 (600/roll)	1 roll	

(1) Available in orange as standard, to order other colors add the appropriate suffix to the catalog number listed: Blue =B, Red = RE. Example for a red 2-pole center jumper, the catalog number is 1492-CJP4-2-RE.

Wiring Diagram



IMPORTANT See page 102 for ferrule selection.

1492-P4Q



Terminal Blocks—Dimensions (W x H x L): 6.1 x 39.5 x 87.5 mm

Color	Cat. No.	Pkg. Qty.	Color	Cat. No.	Pkg. Qty.
Gray	1492-P4Q	50	Green	1492-P4Q-G	50
Red	1492-P4Q-	50	Yellow	1492-P4Q-Y	50
Blue	1492-P4Q-B	50	Orange	1492-P4Q-	50
Black	1492-P4Q-	50	White	1492-P4Q-W	50

Specifications – Single-level Feed-through Terminal Block

Certifications	UL /CSA	IEC	ATEX
Voltage Rating	600V AC/DC	800V AC/DC	550V AC/DC
Maximum Current	30 A	32 A	30 A
Wire Range (Rated Cross Section)	26...10 AWG	4 mm ²	4 mm ²
Wire Strip Length	0.47 in. (12 mm)		
Density	49 pcs/ft (163 pcs/m)		
Housing Temperature Range	-76...+266°F (-60...+130 °C)		

Accessories	Cat. No.	Pkg. Qty.	
Mounting Rails, End Barriers, End Anchors and Retainers			
Mounting Rail 1 m Symmetrical DIN	Steel	199-DR1	10
	Aluminum	1492-DR5	10
	Hi-Rise (Aluminum)	1492-DR6	2
	Angled (Steel)	1492-DR7	2
End Barriers	Gray	1492-EBP4Q	20
	Blue	1492-EBP4Q-B	20
	Yellow	1492-EBP4Q-Y	50
End Retainer		1492-ERL35	20
		1492-ERP35	20
End Anchor DIN Rail	Normal Duty	1492-EAJ35	100
	Heavy Duty	1492-EAHJ35	50
	Normal Duty	1492-EAP35	50

Accessories	Cat. No.	Pkg. Qty.	
Center Jumpers⁽¹⁾			
2-pole	1492-CJP4-2	60	
3-pole	1492-CJP4-3	20	
4-pole	1492-CJP4-4		
5-pole	1492-CJP4-5		
6-pole	1492-CJP4-6		
7-pole	1492-CJP4-7		
8-pole	1492-CJP4-8		
9-pole	1492-CJP4-9		
10-pole	1492-CJP4-10		
50-pole	1492-CJP4-50	5	
Test Plugs			
Test Plugs	Start Test Plug	1492-PTPS	50
	Test Plug	1492-P4TPE	50
Marking Systems			
ClearMark Advanced and ClearPlot Basic Marker Cards	1492-MR6X8 (120/card)	5 cards	
ClearMultiprint Markers	1492-MT6X8 (600/roll)	1 roll	

(1) Available in orange as standard, to order other colors add the appropriate suffix to the catalog number listed: Blue =B, Red = RE. Example for a red 2-pole center jumper, the catalog number is 1492-CJP4-2-RE.

Wiring Diagram



IMPORTANT See page [102](#) for ferrule selection.

1492-P6



Terminal Blocks—Dimensions (W x H x L): 8.1 x 45.5 x 66.5 mm

Color	Cat. No.	Pkg. Qty.	Color	Cat. No.	Pkg. Qty.
Gray	1492-P6	50	Green	1492-P6-G	50
Red	1492-P6-	50	Yellow	1492-P6-Y	50
Blue	1492-P6-B	50	Orange	1492-P6-OR	50
Black	1492-P6-	50	White	1492-P6-W	50

Specifications – Single-level Feed-through Terminal Block

Certifications	UL /CSA	IEC	ATEX
Voltage Rating	600V AC/DC	800V AC/DC	550V AC/DC
Maximum Current	38 A	41 A	36 A
Wire Range (Rated Cross Section)	22...8 AWG	6 mm ²	6 mm ²
Wire Strip Length	0.47 in. (12 mm)		
Density	37 pcs/ft (123 pcs/m)		
Housing Temperature Range	-76...+266°F (-60...+130 °C)		

Accessories	Cat. No.	Pkg. Qty.
-------------	----------	-----------

Mounting Rails, End Barriers, End Anchors and Retainers

Mounting Rail 1 m Symmetrical DIN	Steel	199-DR1	10
	Aluminum	1492-DR5	10
	Hi-Rise (Aluminum)	1492-DR6	2
	Angled (Steel)	1492-DR7	2
End Barriers	Gray	1492-EBP6	50
	Blue	1492-EBP6-B	50
	Yellow	1492-EBP6-Y	50
End Retainer		1492-ERL35	20
		1492-ERP35	20
End Anchor DIN Rail	Normal Duty	1492-EAJ35	100
	Heavy Duty	1492-EAHJ35	50
	Normal Duty	1492-EAP35	50

Accessories	Cat. No.	Pkg. Qty.
Center Jumpers⁽¹⁾		
2-pole	1492-CJP6-2	60
3-pole	1492-CJP6-3	20
4-pole	1492-CJP6-4	60
6-pole	1492-CJP6-6	20
10-pole	1492-CJP6-10	

Test Plugs			
Test Plugs	Start Test Plug	1492-PTPS	50
	Test Plug	1492-P6TPE	50

Marking Systems		
ClearMark Advanced and ClearPlot Basic Marker Cards	1492-MR8X10 (84/card)	5 cards
ClearMultiprint Markers	1492-MT8X8 (500/roll)	1 roll

(1) Available in orange as standard, to order in blue, add B to the catalog number listed: Example for a blue 2-pole center jumper, the catalog number is 1492-CJP6-2-B.

Wiring Diagram



IMPORTANT See page [103](#) for ferrule selection.

1492-P6T



Terminal Blocks –Dimensions (W x H x L): 8.1 x 45.5 x 84.5 mm					
Color	Cat. No.	Pkg. Qty.	Color	Cat. No.	Pkg. Qty.
Gray	1492-P6T	50	Green	1492-P6T-G	50
Red	1492-P6T-RE	50	Yellow	1492-P6T-Y	50
Blue	1492-P6T-B	50	Orange	1492-P6T-OR	50
Black	1492-P6T-BL	50	White	1492-P6T-W	50

Specifications – Single-level Feed-through Terminal Block			
Certifications	UL /CSA	IEC	ATEX
Voltage Rating	600V AC/DC	800V AC/DC	550V AC/DC
Maximum Current	38 A	41 A	36 A
Wire Range (Rated Cross Section)	22...8 AWG	6 mm ²	6 mm ²
Wire Strip Length	0.47 in. (12 mm)		
Density	37 pcs/ft (123 pcs/m)		
Housing Temperature Range	-76...+266 °F (-60...+130 °C)		

Accessories	Cat. No.	Pkg. Qty.	
Mounting Rails, End Barriers, End Anchors and Retainers			
Mounting Rail 1 m Symmetrical DIN	Steel	199-DR1	10
	Aluminum	1492-DR5	10
	Hi-Rise (Aluminum)	1492-DR6	2
	Angled (Steel)	1492-DR7	2
End Barriers	Gray	1492-EBP6T	50
	Blue	1492-EBP6T-B	20
	Yellow	1492-EBP6T-Y	20
End Retainer		1492-ERL35	20
		1492-ERP35	20
End Anchor DIN Rail	Normal Duty	1492-EAJ35	100
	Heavy Duty	1492-EAHJ35	50
	Normal Duty	1492-EAP35	50

Accessories	Cat. No.	Pkg. Qty.	
Center Jumpers⁽¹⁾			
2-pole	Orange	1492-CJP6-2	60
3-pole		1492-CJP6-3	20
4-pole		1492-CJP6-4	60
6-pole		1492-CJP6-6	20
10-pole		1492-CJP6-10	
Test Plugs			
Test Plugs	Start Test Plug	1492-PTPS	50
	Test Plug	1492-P6TPE	50
Marking Systems			
ClearMark Advanced and ClearPlot Basic Marker Cards	1492-MR8X10 (84/card)	5 cards	
ClearMultiprint Markers	1492-MT8X8 (500/roll)	1 roll	


(1) Available in orange as standard, to order in blue, add B to the catalog number listed: Example for a blue 2-pole center jumper, the catalog number is 1492-CJP6-2-B.

Wiring Diagram



IMPORTANT See page 103 for ferrule selection.

1492-P6D



Terminal Blocks –Dimensions (W x H x L): 9 x 45.5 x 77 mm

Color	Cat. No.	Pkg. Qty.	Color	Cat. No.	Pkg. Qty.
■ Gray	1492-P6D	20	■ Blue	1492-P6D-B	20

Specifications – Single-level Feed-through Distribution Terminal Block

Certifications	UL /CSA	IEC	ATEX
Voltage Rating	600V AC/DC	800V AC/DC	550V AC/DC
Maximum Current	38 A	41 A	33 A
Wire Range (Rated Cross Section)	22...8 AWG	6 mm ²	6 mm ²
Wire Strip Length	0.47 in. (12 mm)		
Density	34 pcs/ft (111 pcs/m)		
Housing Temperature Range	-76...+266 °F (-60...+130 °C)		

Accessories	Cat. No.	Pkg. Qty.
-------------	----------	-----------

Mounting Rails, End Barriers, End Anchors and Retainers

Mounting Rail 1 m Symmetrical DIN	Steel	199-DR1	10
	Aluminum	1492-DR5	10
	Hi-Rise	1492-DR6	2
	Angled (Steel)	1492-DR7	2
End Barriers	Included as part of 1492-P6D or 1492-P6D-B		
End Retainer	1492-ERL35		20
	1492-ERP35		20
End Anchor DIN Rail	Normal Duty	1492-EAJ35	100
	Heavy Duty	1492-EAHJ35	50
	Normal Duty	1492-EAP35	50

Accessories	Cat. No.	Pkg. Qty.
Center Jumpers⁽¹⁾		
2-pole	1492-CJP2-2	20
	1492-CJP3-2	60
3-pole	1492-CJP2-3	20
	1492-CJP3-3	20
4-pole	1492-CJP2-4	20
	1492-CJP3-4	20
5-pole	1492-CJP2-5	20
	1492-CJP3-5	20
6-pole	1492-CJP2-6	20
	1492-CJP3-6	20
7-pole	1492-CJP2-7	20
	1492-CJP3-7	20
8-pole	1492-CJP2-8	20
	1492-CJP3-8	20
9-pole	1492-CJP2-9	20
	1492-CJP3-9	20
10-pole	1492-CJP2-10	20
	1492-CJP3-10	20
20-pole	1492-CJP2-20	20
	1492-CJP3-20	20
50-pole	1492-CJP2-50	20
	1492-CJP3-50	20

Test Plugs			
Test Plugs	Start Test Plug	1492-PTPS	50

Marking Systems		
ClearMark Advanced and ClearPlot Basic Marker Cards	1492-MR8X10 (84/card)	5 cards
ClearMultiprint Markers	1492-MT8X8 (500/roll)	1 roll

(1) Available in orange as standard, to order other colors add the appropriate suffix to the catalog number listed: Blue =B, Red = RE. Example for a red 2-pole center jumper, the catalog number is 1492-CJP2-2-RE.

Wiring Diagram



IMPORTANT See page 103 for ferrule selection.

1492-P10



Terminal Blocks—Dimensions (W x H x L): 10 x 51.5 x 80.5 mm

Color	Cat. No.	Pkg. Qty.	Color	Cat. No.	Pkg. Qty.
Gray	1492-P10	25	Green	1492-P10-G	25
Red	1492-P10-RE	25	Yellow	1492-P10-Y	25
Blue	1492-P10-B	25	Orange	1492-P10-OR	25
Black	1492-P10-BL	25	White	1492-P10-W	25

Specifications – Single-level Feed-through Terminal Block

Certifications	UL /CSA	IEC	ATEX
Voltage Rating	600V AC/DC	1000V AC/DC	550V AC/DC
Maximum Current	55 A	57 A	52 A
Wire Range (Rated Cross Section)	20...6 AWG	10 mm ²	10 mm ²
Wire Strip Length	0.71 in. (18 mm)		
Density	30 pcs/ft (100 pcs/m)		
Housing Temperature Range	-76...+266°F (-60...+130 °C)		

Accessories	Cat. No.	Pkg. Qty.
-------------	----------	-----------

Mounting Rails, End Barriers, End Anchors and Retainers

Mounting Rail 1 m Symmetrical DIN	Steel	199-DR1	10
	Aluminum	1492-DR5	10
	Hi-Rise (Aluminum)	1492-DR6	2
	Angled (Steel)	1492-DR7	2
End Barriers	Gray	1492-EBP10/16	20
	Blue	1492-EBP10/16-B	20
End Retainer		1492-ERL35	20
		1492-ERP35	20
End Anchor DIN Rail	Normal Duty	1492-EAJ35	100
	Heavy Duty	1492-EAHJ35	50
	Normal Duty	1492-EAP35	50

Accessories	Cat. No.	Pkg. Qty.	
Center Jumpers			
2-pole	Orange	1492-CJP10-2	25
Test Plugs			
Test Plugs	Start Test Plug	1492-PTPS	50
	Test Plug	1492-P10TPE	50
Marking Systems			
ClearMark Advanced and ClearPlot Basic Marker Cards ⁽¹⁾	1492-MR5X8 (120/card)	5 cards	
ClearMultiprint Markers	1492-MT10X8 (370/roll)	1 roll	

(1) Two marker card markers per terminal block are required.

Wiring Diagram





IMPORTANT See page 104 for ferrule selection.


1492-P10T



Terminal Blocks –Dimensions (W x H x L): 10x 51.5 x 102 mm

Color	Cat. No.	Pkg. Qty.	Color	Cat. No.	Pkg. Qty.
 Gray	1492-P10T	25	 Blue	1492-P10T-B	25

Specifications – Single-level Feed-through Terminal Block

Certifications	 /CSA	IEC	ATEX
Voltage Rating	600V AC/DC	1000V AC/DC	550V AC/DC
Maximum Current	55 A	57 A	52 A
Wire Range (Rated Cross Section)	20...6 AWG	10 mm ²	10 mm ²
Wire Strip Length	0.71 in. (18 mm)		
Density	30 pcs/ft (100 pcs/m)		
Housing Temperature Range	-76...+266 °F (-60...+130 °C)		

Accessories	Cat. No.	Pkg. Qty.
-------------	----------	-----------

Mounting Rails, End Barriers, End Anchors and Retainers

Mounting Rail 1 m Symmetrical DIN	Steel	199-DR1	10
	Aluminum	1492-DR5	10
	Hi-Rise (Aluminum)	1492-DR6	2
	Angled (Steel)	1492-DR7	2
End Barriers	Gray	1492-EBP10/16T	20
	Blue	1492-EBP10/16T-B	20
End Retainer		1492-ERL35	20
		1492-ERP35	20
End Anchor DIN Rail	Normal Duty	1492-EAJ35	100
	Heavy Duty	1492-EAHJ35	50
	Normal Duty	1492-EAP35	50

Accessories	Cat. No.	Pkg. Qty.	
Center Jumpers			
2-pole	Orange	1492-CJP10-2	25
Test Plugs			
Test Plugs	Start Test Plug	1492-PTPS	50
	Test Plug	1492-P10TPE	50
Marking Systems			
ClearMark Advanced and ClearPlot Basic Marker Cards ⁽¹⁾	1492-MR5X8 (120/card)	5 cards	
ClearMultiprint Markers	1492-MT10X8 (370/roll)	1 roll	

(1) Two marker card markers per terminal block are required.

Wiring Diagram



IMPORTANT See page [104](#) for ferrule selection.

1492-P16



Terminal Blocks—Dimensions (W x H x L): 12 x 51.5 x 80.5 mm

Color	Cat. No.	Pkg. Qty.	Color	Cat. No.	Pkg. Qty.
Gray	1492-P16	20	Green	1492-P16-G	20
Red	1492-P16-RE	20	Yellow	1492-P16-Y	20
Blue	1492-P16-B	20	Orange	1492-P16-OR	20
Black	1492-P16-BL	20	White	1492-P16-W	20

Specifications – Single-level Feed-through Terminal Block

Certifications	UL /CSA	IEC	ATEX
Voltage Rating	600V AC/DC	1000V AC/DC	550V AC/DC
Maximum Current	62 A	76 A	64 A
Wire Range (Rated Cross Section)	18...6 AWG	16 mm ²	16 mm ²
Wire Strip Length	0.71 in. (18 mm)		
Density	25 pcs/ft (83 pcs/m)		
Housing Temperature Range	-76...+266°F (-60...+130 °C)		

Accessories	Cat. No.	Pkg. Qty.
-------------	----------	-----------

Mounting Rails, End Barriers, End Anchors and Retainers

Mounting Rail 1 m Symmetrical DIN	Steel	199-DR1	10
	Aluminum	1492-DR5	10
	Hi-Rise (Aluminum)	1492-DR6	2
	Angled (Steel)	1492-DR7	2
End Barriers	Gray	1492-EBP10/16	20
	Blue	1492-EBP10/16-B	20
End Retainer		1492-ERL35	20
		1492-ERP35	20
End Anchor DIN Rail	Normal Duty	1492-EAJ35	100
	Heavy Duty	1492-EAHJ35	50
	Normal Duty	1492-EAP35	50

Accessories	Cat. No.	Pkg. Qty.	
Center Jumpers			
2-pole	Orange	1492-CJP16-2	25
Test Plugs			
Test Plugs	Start Test Plug	1492-PTPS	50
	Test Plug	1492-P10TPE	50
Marking Systems			
ClearMark Advanced and ClearPlot Basic Marker Cards ⁽¹⁾	1492-MR6X8 (120/card)	5 cards	
ClearMultiprint Markers	1492-MT12X8 (320/roll)	1 roll	


(1) Two marker card markers per terminal block are required.

Wiring Diagram





IMPORTANT See page [105](#) for ferrule selection.


1492-P16T



Terminal Blocks –Dimensions (W x H x L): 12x 51.5 x 102 mm

Color	Cat. No.	Pkg. Qty.	Color	Cat. No.	Pkg. Qty.
 Gray	1492-P16T	20	 Blue	1492-P16T-B	20

Specifications – Single-level Feed-through Terminal Block

Certifications	 /CSA	IEC	ATEX
Voltage Rating	600V AC/DC	1000V AC/DC	550V AC/DC
Maximum Current	62 A	76 A	64 A
Wire Range (Rated Cross Section)	18...6 AWG	16 mm ²	16 mm ²
Wire Strip Length	0.71 in. (18 mm)		
Density	25 pcs/ft (83 pcs/m)		
Housing Temperature Range	-76...+266 °F (-60...+130 °C)		

Accessories	Cat. No.	Pkg. Qty.
-------------	----------	-----------

Mounting Rails, End Barriers, End Anchors and Retainers

Mounting Rail 1 m Symmetrical DIN	Steel	199-DR1	10
	Aluminum	1492-DR5	10
	Hi-Rise (Aluminum)	1492-DR6	2
	Angled (Steel)	1492-DR7	2
End Barriers	Gray	1492-EBP10/16T	20
	Blue	1492-EBP10/16T-B	20
End Retainer		1492-ERL35	20
		1492-ERP35	20
End Anchor DIN Rail	Normal Duty	1492-EAJ35	100
	Heavy Duty	1492-EAHJ35	50
	Normal Duty	1492-EAP35	50

Accessories	Cat. No.	Pkg. Qty.	
Center Jumpers			
2-pole	Orange	1492-CJP16-2	25
Test Plugs			
Test Plugs	Start Test Plug	1492-PTPS	50
	Test Plug	1492-P10TPE	50
Marking Systems			
ClearMark Advanced and ClearPlot Basic Marker Cards ⁽¹⁾	1492-MR6X8 (120/card)	5 cards	
ClearMultiprint Markers	1492-MT12X8 (320/roll)	1 roll	

(1) Two marker card markers per terminal block are required.

Wiring Diagram



IMPORTANT See page [105](#) for ferrule selection.

1492-P16D



Terminal Blocks –Dimensions (W x H x L):12 x 51.5 x 95.5 mm					
Color	Cat. No.	Pkg. Qty.	Color	Cat. No.	Pkg. Qty.
Gray	1492-P16D	20	Blue	1492-P16D-B	20

Specifications – Single-level Feed-through Distribution Terminal Block			
Certifications	/CSA	IEC	ATEX
Voltage Rating	600V AC/DC	800V AC/DC	550V
Maximum Current	62 A	76 A	69 A
Wire Range (Rated Cross Section)	18...6 AWG	16 mm ²	16 mm ²
Wire Strip Length	0.71 in. (18 mm)		
Density	25 pcs/ft (83 pcs/m)		
Housing Temperature Range	-76...+266 °F (-60...+130 °C)		

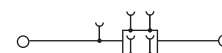
Accessories		Cat. No.	Pkg. Qty.
Mounting Rails, End Barriers, End Anchors and Retainers			
Mounting Rail 1 m Symmetrical DIN	Steel	199-DR1	10
	Aluminum	1492-DR5	10
	Hi-Rise (Aluminum)	1492-DR6	2
	Angled (Steel)	1492-DR7	2
End Barriers	Included as part of 1492-P16D/-		
End Retainer		1492-ERL35	20
		1492-ERP35	20
End Anchor DIN Rail	Normal Duty	1492-EAJ35	100
	Heavy Duty	1492-EAHJ35	50
	Normal Duty	1492-EAP35	50

Accessories		Cat. No.	Pkg. Qty.
Center Jumpers⁽¹⁾			
2-pole	Orange	1492-CJP2-2	20
		1492-CJP3-2	60
		1492-CJP4-2	60
		1492-CJP6-2	60

Accessories		Cat. No.	Pkg. Qty.
Center Jumpers⁽¹⁾			
3-pole	Orange	1492-CJP2-3	20
		1492-CJP3-3	20
		1492-CJP4-3	20
		1492-CJP6-3	20
4-pole	Orange	1492-CJP2-4	20
		1492-CJP3-4	20
		1492-CJP4-4	20
		1492-CJP6-4	60
		1492-CJP2-5	20
		1492-CJP3-5	20
5-pole	Orange	1492-CJP4-5	20
		1492-CJP2-6	20
6-pole	Orange	1492-CJP3-6	20
		1492-CJP4-6	20
		1492-CJP6-6	20
7-pole	Orange	1492-CJP2-7	20
		1492-CJP3-7	20
8-pole	Orange	1492-CJP4-7	20
		1492-CJP2-8	20
9-pole	Orange	1492-CJP3-8	20
		1492-CJP4-8	20
10-pole	Orange	1492-CJP2-9	20
		1492-CJP3-9	20
20-pole	Orange	1492-CJP4-9	20
		1492-CJP2-10	20
50-pole	Orange	1492-CJP3-10	20
		1492-CJP4-10	20
Test Plugs	Orange	1492-CJP6-10	20
		1492-CJP2-20	20
Start Test Plugs	Orange	1492-CJP3-20	20
		1492-CJP2-50	20
Marking Systems	Orange	1492-CJP3-50	20
		1492-CJP4-50	5
ClearMark Advanced and ClearPlot Basic Marker Cards ⁽²⁾		1492-MR6X8 (120/card)	5 cards
ClearMultiprint Markers		1492-MT12X8 (320/roll)	1 roll

(1) Available in orange as standard, to order other colors add the appropriate suffix to the catalog number listed: Blue =B, Red = RE. Example for a red 2-pole center jumper, the catalog number is 1492-CJP2-2-RE.
 (2) Two marker card markers per terminal block are required.


Wiring Diagram




IMPORTANT See page 105 for ferrule selection.

Single-level, Feed-through Grounding Terminal Blocks

1492-PG2



Terminal Blocks—Dimensions (W x H x L): 3.5 x 33.5 x 55 mm			
Color	Cat. No.	Pkg. Qty.	
 Green/Yellow	1492-PG2	50	

Specifications – Single-level Feed-through Grounding Terminal Block			
Certifications	UL /CSA	IEC	ATEX
Voltage Rating	300V AC/DC	500V AC/DC	550V AC/DC
Wire Range (Rated Cross Section)	26...14 AWG	1.5 mm ²	1.5 mm ²
Wire Strip Length	0.31 in. (8 mm)		
Density	87 pcs/ft (285 pcs/m)		
Housing Temperature Range	-76...+266°F (-60...+130 °C)		

Accessories	Cat. No.	Pkg. Qty.	
Mounting Rails, End Barriers, End Anchors and Retainers			
Mounting Rail 1 m Symmetrical DIN	Steel	199-DR1	10
	Aluminum	1492-DR5	10
	Hi-Rise (Aluminum)	1492-DR6	2
	Angled (Steel)	1492-DR7	2
End Barriers	Gray	1492-EBP2	50
	Blue	1492-EBP2-B	50
	Yellow	1492-EBP2-Y	50
End Retainer		1492-ERL35	20
		1492-ERP35	20
End Anchor DIN Rail	Normal Duty	1492-EAJ35	100
	Heavy Duty	1492-EAHJ35	50
	Normal Duty	1492-EAP35	50

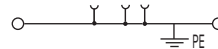
Accessories	Cat. No.	Pkg. Qty.
Center Jumper⁽¹⁾		
2-pole	1492-CJP2-2	20
3-pole	1492-CJP2-3	
4-pole	1492-CJP2-4	
5-pole	1492-CJP2-5	
6-pole	1492-CJP2-6	
7-pole	1492-CJP2-7	
8-pole	1492-CJP2-8	
9-pole	1492-CJP2-9	
10-pole	1492-CJP2-10	
20-pole	1492-CJP2-20	
50-pole	1492-CJP2-50	

Test Plugs			
Test Plugs	Start Test Plug	1492-PTPS	50
	Test Plug	1492-P2TPE	50

Marking Systems		
ClearMark Advanced and ClearPlot Basic Marker Cards	1492-MR3X10 (192/card)	5 cards
ClearMultiprint Markers	1492-MT3X8 (1000/roll)	1 roll


(1) Available in orange as standard, to order other colors add the appropriate suffix to the catalog number listed: Blue =B, Red = RE. Example for a red 2-pole center jumper, the catalog number is 1492-CJP2-2-RE.


Wiring Diagram




IMPORTANT See page [100](#) for ferrule selection.

1492-PG2T



Terminal Blocks—Dimensions (W x H x L): 3.5 x 33.5 x 61.5 mm			
Color	Cat. No.	Pkg. Qty.	
 Green/Yellow	1492-PG2T	50	

Specifications – Single-level Feed-through Grounding Terminal Block			
Certifications	 /CSA	IEC	ATEX
Voltage Rating	300V AC/DC	500V AC/DC	500V AC/DC
Wire Range (Rated Cross Section)	26...14 AWG	1.5 mm ²	1.5 mm ²
Wire Strip Length	0.31 in. (8 mm)		
Density	87 pcs/ft (285 pcs/m)		
Housing Temperature Range	-76...+266°F (-60...+130 °C)		

Accessories	Cat. No.	Pkg. Qty.	
Mounting Rails, End Barriers, End Anchors and Retainers			
Mounting Rail 1 m Symmetrical DIN	Steel	199-DR1	10
	Aluminum	1492-DR5	10
	Hi-Rise (Aluminum)	1492-DR6	2
	Angled (Steel)	1492-DR7	2
End Barriers	Gray	1492-EBP2T	50
	Blue	1492-EBP2T-B	50
	Yellow	1492-EBP2T-Y	50
End Retainer		1492-ERL35	20
		1492-ERP35	20
End Anchor DIN Rail	Normal Duty	1492-EAJ35	100
	Heavy Duty	1492-EAHJ35	50
	Normal Duty	1492-EAP35	50

Accessories	Cat. No.	Pkg. Qty.
Center Jumpers⁽¹⁾		
2-pole	1492-CJP2-2	20
3-pole	1492-CJP2-3	
4-pole	1492-CJP2-4	
5-pole	1492-CJP2-5	
6-pole	1492-CJP2-6	
7-pole	1492-CJP2-7	
8-pole	1492-CJP2-8	
9-pole	1492-CJP2-9	
10-pole	1492-CJP2-10	
20-pole	1492-CJP2-20	
50-pole	1492-CJP2-50	

Test Plugs			
Test Plugs	Start Test Plug	1492-PTPS	50
	Test Plug	1492-P2TPE	50

Marking Systems		
ClearMark Advanced and ClearPlot Basic Marker Cards	1492-MR3X10 (192/card)	5 cards
ClearMultiprint Markers	1492-MT3X8 (1000/roll)	1 roll


(1) Available in orange as standard, to order other colors add the appropriate suffix to the catalog number listed: Blue =B, Red = RE. Example for a red 2-pole center jumper, the catalog number is 1492-CJP2-2-RE.

Wiring Diagram




IMPORTANT See page [100](#) for ferrule selection.


1492-PG20



Terminal Blocks—Dimensions (W x H x L): 3.5 x 33.5 x 67.5 mm

Color	Cat. No.	Pkg. Qty.
 Green/Yellow	1492-PG20	50

Specifications – Single-level Feed-through Grounding Terminal Block

Certifications	 /CSA	IEC	ATEX
Voltage Rating	300V AC/DC	500V AC/DC	550V AC/DC
Wire Range (Rated Cross Section)	26...14 AWG	1.5 mm ²	1.5 mm ²
Wire Strip Length	0.31 in. (8 mm)		
Density	87 pcs/ft (285 pcs/m)		
Housing Temperature Range	-76...+266°F (-60...+130 °C)		

Accessories	Cat. No.	Pkg. Qty.
-------------	----------	-----------

Mounting Rails, End Barriers, End Anchors and Retainers

Mounting Rail 1 m Symmetrical DIN	Steel	199-DR1	10
	Aluminum	1492-DR5	10
	Hi-Rise (Aluminum)	1492-DR6	2
	Angled (Steel)	1492-DR7	2
End Barriers	Gray	1492-EBP20	50
	Blue	1492-EBP20-B	50
	Yellow	1492-EBP20-Y	50
End Retainer		1492-ERL35	20
		1492-ERP35	20
End Anchor DIN Rail	Normal Duty	1492-EAJ35	100
	Heavy Duty	1492-EAHJ35	50
	Normal Duty	1492-EAP35	50

Accessories	Cat. No.	Pkg. Qty.
Center Jumpers⁽¹⁾		
2-pole	1492-CJP2-2	20
3-pole	1492-CJP2-3	
4-pole	1492-CJP2-4	
5-pole	1492-CJP2-5	
6-pole	1492-CJP2-6	
7-pole	1492-CJP2-7	
8-pole	1492-CJP2-8	
9-pole	1492-CJP2-9	
10-pole	1492-CJP2-10	
20-pole	1492-CJP2-20	

Test Plugs			
Test Plugs	Start Test Plug	1492-PTPS	50
	Test Plug	1492-P2TPE	50

Marking Systems		
ClearMark Advanced and ClearPlot Basic Marker Cards	1492-M3X10 (192/card)	5 cards
ClearMultiprint Markers	1492-MT3X8 (1000/roll)	1 roll


(1) Available in orange as standard. To order other colors add the appropriate suffix to the catalog number listed: Blue =B, Red =RE. Example for a red 2-pole center jumper, the catalog number is 1492-CJP2-2-RE.

Wiring Diagram



IMPORTANT See page [100](#) for ferrule selection.

1492-PG3



Terminal Blocks—Dimensions (W x H x L): 5.1 x 36.5 x 55 mm			
Color		Cat. No.	Pkg. Qty.
	Green/Yellow	1492-PG3	50

Specifications – Single-level Feed-through Grounding Terminal Block			
Certifications	/CSA	IEC	ATEX
Voltage Rating	600V AC/DC	800V AC/DC	550V AC/DC
Wire Range (Rated Cross Section)	28...12 AWG	2.5 mm ²	2.5 mm ²
Wire Strip Length	0.4 in. (10 mm)		
Density	59 pcs/ft (196 pcs/m)		
Housing Temperature Range	-76...+266°F (-60...+130 °C)		

Accessories	Cat. No.	Pkg. Qty.
-------------	----------	-----------

Mounting Rails, End Barriers, End Anchors and Retainers			
Mounting Rail 1 m Symmetrical DIN	Steel	199-DR1	10
	Aluminum	1492-DR5	10
	Hi-Rise (Aluminum)	1492-DR6	2
	Angled (Steel)	1492-DR7	2
End Barriers	Gray	1492-EBP3	50
	Blue	1492-EBP3-B	50
	Yellow	1492-EBP3-Y	50
End Retainer		1492-ERL35	20
		1492-ERP35	20
End Anchor DIN Rail	Normal Duty	1492-EAJ35	100
	Heavy Duty	1492-EAHJ35	50
	Normal Duty	1492-EAP35	50

Accessories	Cat. No.	Pkg. Qty.
Center Jumpers⁽¹⁾		
2-pole	1492-CJP3-2	60
3-pole	1492-CJP3-3	20
4-pole	1492-CJP3-4	
5-pole	1492-CJP3-5	
6-pole	1492-CJP3-6	
7-pole	1492-CJP3-7	
8-pole	1492-CJP3-8	
9-pole	1492-CJP3-9	
10-pole	1492-CJP3-10	
20-pole	1492-CJP3-20	
50-pole	1492-CJP3-50	

Test Plugs			
Test Plugs	Start Test Plug	1492-PTPS	50
	Test Plug	1492-P3TPE	50

Marking Systems		
ClearMark Advanced and ClearPlot Basic Marker Cards	1492-MR5X8 (120/card)	5 cards
ClearMultiprint Markers	1492-MT5X8 (800/roll)	1 roll


(1) Available in orange as standard, to order other colors add the appropriate suffix to the catalog number listed: Blue =B, Red = RE. Example for a red 2-pole center jumper, the catalog number is 1492-CJP3-2-RE.


Wiring Diagram




IMPORTANT See page [101](#) for ferrule selection.

1492-PG3T



Terminal Blocks—Dimensions (W x H x L): 5.1 x 36.5 x 66.5 mm			
Color		Cat. No.	Pkg. Qty.
	Green/Yellow	1492-PG3T	50

Specifications – Single-level Feed-through Grounding Terminal Block			
Certifications	 /CSA	IEC	ATEX
Voltage Rating	600V AC/DC	800V AC/DC	550V AC/DC
Wire Range (Rated Cross Section)	28...12 AWG	2.5 mm ²	2.5 mm ²
Wire Strip Length	0.4 in. (10 mm)		
Density	59 pcs/ft (196 pcs/m)		
Housing Temperature Range	-76...+266°F (-60...+130 °C)		

Accessories		Cat. No.	Pkg. Qty.
Mounting Rails, End Barriers, End Anchors and Retainers			
Mounting Rail 1 m Symmetrical DIN	Steel	199-DR1	10
	Aluminum	1492-DR5	10
	Hi-Rise (Aluminum)	1492-DR6	2
	Angled (Steel)	1492-DR7	2
End Barriers	Gray	1492-EBP3T	50
	Blue	1492-EBP3T-B	50
	Yellow	1492-EBP3T-Y	50
End Retainer		1492-ERL35	20
		1492-ERP35	20
End Anchor DIN Rail	Normal Duty	1492-EAJ35	100
	Heavy Duty	1492-EAHJ35	50
	Normal Duty	1492-EAP35	50

Accessories		Cat. No.	Pkg. Qty.
Center Jumpers⁽¹⁾			
2-pole	Orange	1492-CJP3-2	60
3-pole		1492-CJP3-3	20
4-pole		1492-CJP3-4	
5-pole		1492-CJP3-5	
6-pole		1492-CJP3-6	
7-pole		1492-CJP3-7	
8-pole		1492-CJP3-8	
9-pole		1492-CJP3-9	
10-pole		1492-CJP3-10	
20-pole		1492-CJP3-20	
50-pole		1492-CJP3-50	

Test Plugs			
Test Plugs	Start Test Plug	1492-PTPS	50
	Test Plug	1492-P3TPE	50

Marking Systems		
ClearMark Advanced and ClearPlot Basic Marker Cards	1492-MR5X8 (120/card)	5 cards
ClearMultiprint Markers	1492-MT5X8 (800/roll)	1 roll


(1) Available in orange as standard, to order other colors add the appropriate suffix to the catalog number listed: Blue =B, Red = RE. Example for a red 2-pole center jumper, the catalog number is 1492-CJP3-2-RE.


Wiring Diagram



IMPORTANT See page [101](#) for ferrule selection.

1492-PG30



Terminal Blocks—Dimensions (W x H x L): 5.1 x 36.5 x 77.5 mm		
Color	Cat. No.	Pkg. Qty.
 Green/Yellow	1492-PG30	50

Specifications – Single-level Feed-through Grounding Terminal Block			
Certifications	UL /CSA	IEC	ATEX
Voltage Rating	600V AC/DC	800V AC/DC	550V AC/DC
Wire Range (Rated Cross Section)	26...12 AWG	2.5 mm ²	2.5 mm ²
Wire Strip Length	0.4 in. (10 mm)		
Density	59 pcs/ft (196 pcs/m)		
Housing Temperature Range	-76...+266°F (-60...+130 °C)		

Accessories	Cat. No.	Pkg. Qty.	
Mounting Rails, End Barriers, End Anchors and Retainers			
Mounting Rail 1 m Symmetrical DIN	Steel	199-DR1	10
	Aluminum	1492-DR5	10
	Hi-Rise (Aluminum)	1492-DR6	2
	Angled (Steel)	1492-DR7	2
End Barriers	Gray	1492-EBP30	50
	Blue	1492-EBP30-B	50
	Yellow	1492-EBP30-Y	50
End Retainer		1492-ERL35	20
		1492-ERP35	20
End Anchor DIN Rail	Normal Duty	1492-EAJ35	100
	Heavy Duty	1492-EAHJ35	50
	Normal Duty	1492-EAP35	50

Accessories	Cat. No.	Pkg. Qty.
Center Jumpers⁽¹⁾		
2-pole	1492-CJP3-2	60
3-pole	1492-CJP3-3	20
4-pole	1492-CJP3-4	
5-pole	1492-CJP3-5	
6-pole	1492-CJP3-6	
7-pole	1492-CJP3-7	
8-pole	1492-CJP3-8	
9-pole	1492-CJP3-9	
10-pole	1492-CJP3-10	
20-pole	1492-CJP3-20	
50-pole	1492-CJP3-50	

Test Plugs			
Test Plugs	Start Test Plug	1492-PTPS	50
	Test Plug	1492-P3TPE	50

Marking Systems		
ClearMark Advanced and ClearPlot Basic Marker Cards	1492-MR5X8 (120/card)	5 cards
ClearMultiprint Markers	1492-MT5X8 (800/roll)	1 roll

(1) Available in orange as standard, to order other colors add the appropriate suffix to the catalog number listed: Blue =B, Red = RE. Example for a red 2-pole center jumper, the catalog number is 1492-CJP3-2-RE.

Wiring Diagram




IMPORTANT See page [101](#) for ferrule selection.

1492-PG4



Terminal Blocks—Dimensions (W x H x L): 6.1 x 39.5 x 60 mm

Color	Cat. No.	Pkg. Qty.
 Green/Yellow	1492-PG4	50

Specifications – Single-level Feed-through Grounding Terminal Block

Certifications	UL /CSA	IEC	ATEX
Voltage Rating	600V AC/DC	800V AC/DC	550V AC/DC
Wire Range (Rated Cross Section)	26...10 AWG	4 mm ²	4 mm ²
Wire Strip Length	0.47 in. (12 mm)		
Density	49 pcs/ft (163 pcs/m)		
Housing Temperature Range	-76...+266°F (-60...+130 °C)		

Accessories	Cat. No.	Pkg. Qty.
-------------	----------	-----------

Mounting Rails, End Barriers, End Anchors and Retainers

Mounting Rail 1 m Symmetrical DIN	Steel	199-DR1	10
	Aluminum	1492-DR5	10
	Hi-Rise (Aluminum)	1492-DR6	2
	Angled (Steel)	1492-DR7	2
End Barriers	Gray	1492-EBP4	50
	Blue	1492-EBP4-B	50
	Yellow	1492-EBP4-Y	50
End Retainer		1492-ERL35	20
		1492-ERP35	20
End Anchor DIN Rail	Normal Duty	1492-EAJ35	100
	Heavy Duty	1492-EAHJ35	50
	Normal Duty	1492-EAP35	50

Accessories	Cat. No.	Pkg. Qty.
Center Jumpers⁽¹⁾		
2-pole	1492-CJP4-2	60
3-pole	1492-CJP4-3	20
4-pole	1492-CJP4-4	
5-pole	1492-CJP4-5	
6-pole	1492-CJP4-6	
7-pole	1492-CJP4-7	
8-pole	1492-CJP4-8	
9-pole	1492-CJP4-9	
10-pole	1492-CJP4-10	
50-pole	1492-CJP4-50	5

Test Plugs			
Test Plugs	Start Test Plug	1492-PTPS	50
	Test Plug	1492-P4TPE	50

Marking Systems		
ClearMark Advanced and ClearPlot Basic Marker Cards	1492-MR6X8 (120/card)	5 cards
ClearMultiprint Markers	1492-MT6X8 (600/roll)	1 roll


(1) Available in orange as standard. To order other colors add the appropriate suffix to the catalog number listed: Blue =B, Red =RE. Example for a red 2-pole center jumper, the catalog number is 1492-CJP4-2-RE.

Wiring Diagram




IMPORTANT See page 102 for ferrule selection.

1492-PG4T



Terminal Blocks—Dimensions (W x H x L): 6.1 x 39.5 x 74 mm

Color	Cat. No.	Pkg. Qty.
 Green/Yellow	1492-PG4T	50

Specifications – Single-level Feed-through Grounding Terminal Block

Certifications	UL /CSA	IEC	ATEX
Voltage Rating	600V AC/DC	800V AC/DC	550V AC/DC
Wire Range (Rated Cross Section)	26...10 AWG	4 mm ²	4 mm ²
Wire Strip Length	0.47 in. (12 mm)		
Density	49 pcs/ft (163 pcs/m)		
Housing Temperature Range	-76...+266°F (-60...+130 °C)		

Accessories	Cat. No.	Pkg.	
Mounting Rails, End Barriers, End Anchors and Retainers			
Mounting Rail 1 m Symmetrical DIN	Steel	199-DR1	10
	Aluminum	1492-DR5	10
	Hi-Rise (Aluminum)	1492-DR6	2
	Angled (Steel)	1492-DR7	2
End Barriers	Gray	1492-EBP4T	20
	Blue	1492-EBP4T-B	20
	Yellow	1492-EBP4T-Y	50
End Retainer	1492-ERL35	20	
	1492-ERP35	20	
End Anchor DIN Rail	Normal Duty	1492-EAJ35	100
	Heavy Duty	1492-EAHJ35	50
	Normal Duty	1492-EAP35	50

Accessories	Cat. No.	Pkg.
Center Jumpers ⁽¹⁾		
2-pole	1492-CJP4-2	60
3-pole	1492-CJP4-3	20
4-pole	1492-CJP4-4	
5-pole	1492-CJP4-5	
6-pole	1492-CJP4-6	
7-pole	1492-CJP4-7	
8-pole	1492-CJP4-8	
9-pole	1492-CJP4-9	
10-pole	1492-CJP4-10	5
50-pole	1492-CJP4-50	

Test Plugs			
Test Plugs	Start Test Plug	1492-PTPS	50
	Test Plug	1492-P4TPE	50

Marking Systems		
ClearMark Advanced and ClearPlot Basic Marker Cards	1492-MR6X8 (120/card)	5 cards
ClearMultiprint Markers	1492-MT6X8 (600/roll)	1 roll


(1) Available in orange as standard. To order other colors add the appropriate suffix to the catalog number listed: Blue =B, Red = RE. Example for a red 2-pole center jumper, the catalog number is 1492-CJP4-2-RE.


Wiring Diagram



IMPORTANT See page [102](#) for ferrule selection.

1492-PG4Q



Terminal Blocks—Dimensions (W x H x L): 6.1 x 39.5 x 87.5 mm			
Color		Cat. No.	Pkg. Qty.
	Green/Yellow	1492-PG4Q	50

Specifications – Single-level Feed-through Grounding Terminal Block			
Certifications	UL /CSA	IEC	ATEX
Voltage Rating	600V AC/DC	800V AC/DC	550V AC/DC
Wire Range (Rated Cross Section)	26...10 AWG	4 mm ²	4 mm ²
Wire Strip Length	0.47 in. (12 mm)		
Density	49 pcs/ft (163 pcs/m)		
Housing Temperature Range	-76...+266°F (-60...+130 °C)		

Accessories		Cat. No.	Pkg. Qty.
Mounting Rails, End Barriers, End Anchors and Retainers			
Mounting Rail 1 m Symmetrical DIN	Steel	199-DR1	10
	Aluminum	1492-DR5	10
	Hi-Rise (Aluminum)	1492-DR6	2
	Angled (Steel)	1492-DR7	2
End Barriers	Gray	1492-EBP4Q	20
	Blue	1492-EBP4Q-B	20
	Yellow	1492-EBP4Q-Y	50
End Retainer		1492-ERL35	20
		1492-ERP35	20
End Anchor DIN Rail	Normal Duty	1492-EAJ35	100
	Heavy Duty	1492-EAHJ35	50
	Normal Duty	1492-EAP35	50

Accessories		Cat. No.	Pkg. Qty.
Center Jumpers⁽¹⁾			
2-pole	Orange	1492-CJP4-2	60
3-pole		1492-CJP4-3	20
4-pole		1492-CJP4-4	
5-pole		1492-CJP4-5	
6-pole		1492-CJP4-6	
7-pole		1492-CJP4-7	
8-pole		1492-CJP4-8	
9-pole		1492-CJP4-9	
10-pole		1492-CJP4-10	
50-pole			

Test Plugs			
Test Plugs	Start Test Plug	1492-PTPS	50
	Test Plug	1492-P4TPE	50

Marking Systems		
ClearMark Advanced and ClearPlot Basic Marker Cards	1492-MR6X8 (120/card)	5 cards
ClearMultiprint Markers	1492-MT6X8 (600/roll)	1 roll

(1) Available in orange as standard, to order other colors add the appropriate suffix to the catalog number listed: Blue =B, Red = RE. Example for a red 2-pole center jumper, the catalog number is 1492-CJP4-2-RE.


Wiring Diagram



IMPORTANT See page [102](#) for ferrule selection.

1492-PG6



Terminal Blocks—Dimensions (W x H x L): 8.1x 45.5 x 66.5 mm			
Color		Cat. No.	Pkg. Qty.
	Green/Yellow	1492-PG6	50

Specifications – Single-level Feed-through Grounding Terminal Block			
Certifications	UL /CSA	IEC	ATEX
Voltage Rating	600V AC/DC	800V AC/DC	550V AC/DC
Wire Range (Rated Cross Section)	22...8 AWG	6 mm ²	6 mm ²
Wire Strip Length	0.47 in (12 mm)		
Density	37 pcs/ft (123 pcs/m)		
Housing Temperature Range	-76...+266°F (-60...+130 °C)		

Accessories		Cat. No.	Pkg. Qty.
Mounting Rails, End Barriers, End Anchors and Retainers			
Mounting Rail 1 m Symmetrical DIN	Steel	199-DR1	10
	Aluminum	1492-DR5	10
	Hi-Rise (Aluminum)	1492-DR6	2
	Angled (Steel)	1492-DR7	2
End Barriers	Gray	1492-EBP6	50
	Blue	1492-EBP6-B	50
	Yellow	1492-EBP6-Y	50
End Retainer		1492-ERL35	20
		1492-ERP35	20
End Anchor DIN Rail	Normal Duty	1492-EAJ35	100
	Heavy Duty	1492-EAHJ35	50
	Normal Duty	1492-EAP35	50

Accessories		Cat. No.	Pkg. Qty.
Center Jumpers⁽¹⁾			
2-pole	Orange	1492-CJP6-2	60
3-pole		1492-CJP6-3	20
4-pole		1492-CJP6-4	60
6-pole		1492-CJP6-6	20
10-pole		1492-CJP6-10	20

Test Plugs			
Test Plugs	Start Test Plug	1492-PTPS	50
	Test Plug	1492-P6TPE	50

Marking Systems		
ClearMark Advanced and ClearPlot Basic Marker Cards	1492-MR8X10 (84/card)	5 cards
ClearMultiprint Markers	1492-MT8X8 (500/roll)	1 roll


(1) Available in orange as standard, to order in blue, add -B suffix to the catalog number listed. Example for a blue 2-pole center jumper, the catalog number is 1492-CJP6-2-B.


Wiring Diagram



IMPORTANT See page [103](#) for ferrule selection.

1492-PG6T



Terminal Blocks—Dimensions (W x H x L): 8.1x 45.5 x 84.5 mm		
Color	Cat. No.	Pkg. Qty.
 Green/Yellow	1492-PG6T	50

Specifications – Single-level Feed-through Grounding Terminal Block			
Certifications	UL /CSA	IEC	ATEX
Voltage Rating	600V AC/DC	800V AC/DC	550V AC/DC
Wire Range (Rated Cross Section)	22...8 AWG	6 mm ²	6 mm ²
Wire Strip Length	0.47 in (12 mm)		
Density	37 pcs/ft (123 pcs/m)		
Housing Temperature Range	-76...+266°F (-60...+130 °C)		

Accessories	Cat. No.	Pkg. Qty.	
Mounting Rails, End Barriers, End Anchors and Retainers			
Mounting Rail 1 m Symmetrical DIN	Steel	199-DR1	10
	Aluminum	1492-DR5	10
	Hi-Rise (Aluminum)	1492-DR6	2
	Angled (Steel)	1492-DR7	2
End Barriers	Gray	1492-EBP6T	50
	Blue	1492-EBP6T-B	20
	Yellow	1492-EBP6T-Y	20
End Retainer		1492-ERL35	20
		1492-ERP35	20
End Anchor DIN Rail	Normal Duty	1492-EAJ35	100
	Heavy Duty	1492-EAHJ35	50
	Normal Duty	1492-EAP35	50

Accessories	Cat. No.	Pkg. Qty.	
Center Jumpers⁽¹⁾			
2-pole	Orange	1492-CJP6-2	60
3-pole		1492-CJP6-3	20
4-pole		1492-CJP6-4	60
6-pole		1492-CJP6-6	20
10-pole		1492-CJP6-10	20
Test Plugs			
Test Plugs	Start Test Plug	1492-PTPS	50
	Test Plug	1492-P6TPE	50
Marking Systems			
ClearMark Advanced and ClearPlot Basic Marker Cards	1492-MR8X10 (84/card)	5 cards	
ClearMultiprint Markers	1492-MT8X8 (500/roll)	1 roll	


(1) Available in orange as standard, to order in blue, add -B suffix to the catalog number listed. Example for a blue 2-pole center jumper, the catalog number is 1492-CJP6-2-B.


Wiring Diagram



IMPORTANT See page [103](#) for ferrule selection.

1492-PG10



Terminal Blocks—Dimensions (W x H x L): 10 x 51.5 x 80.5 mm			
Color	Cat. No.	Pkg. Qty.	
 Green/Yellow	1492-PG10	25	

Specifications – Single-level Feed-through Grounding Terminal Block			
Certifications	UL /CSA	IEC	ATEX
Voltage Rating	600V AC/DC	1000V AC/DC	550V AC/DC
Wire Range (Rated Cross Section)	20...6 AWG	10 mm ²	10 mm ²
Wire Strip Length	0.71 in (18 mm)		
Density	30 pcs/ft (100 pcs/m)		
Housing Temperature Range	-76...+266°F (-60...+130 °C)		

Accessories		Cat. No.	Pkg. Qty.
Mounting Rails, End Barriers, End Anchors and Retainers			
Mounting Rail 1 m Symmetrical DIN	Steel	199-DR1	10
	Aluminum	1492-DR5	10
	Hi-Rise (Aluminum)	1492-DR6	2
	Angled (Steel)	1492-DR7	2
End Barriers	Gray	1492-EBP10/16	20
	Blue	1492-EBP10/16-B	20
End Retainer		1492-ERL35	20
		1492-ERP35	20
End Anchor DIN Rail	Normal Duty	1492-EAJ35	100
	Heavy Duty	1492-EAHJ35	50
	Normal Duty	1492-EAP35	50

Accessories		Cat. No.	Pkg. Qty.
Center Jumpers			
2-pole	Orange	1492-CJP10-2	25
Test Plugs			
Test Plugs	Start Test Plug	1492-PTPS	50
	Test Plug	1492-P10TPE	50
Marking Systems			
ClearMark Advanced and ClearPlot Basic Marker Cards ⁽¹⁾		1492-MR5X8 (120/card)	5 cards
ClearMultiprint Markers		1492-MT10X8 (370/roll)	1 roll


(1) Two marker card markers per terminal block are required.


Wiring Diagram



IMPORTANT See page [104](#) for ferrule selection.

1492-PG10T



Terminal Blocks—Dimensions (W x H x L): 10 x 51.5 x 102 mm			
Color		Cat. No.	Pkg. Qty.
	Green/Yellow	1492-PG10T	25

Specifications – Single-level Feed-through Grounding Terminal Block			
Certifications	UL /CSA	IEC	ATEX
Voltage Rating	600V AC/DC	1000V AC/DC	550V AC/DC
Wire Range (Rated Cross Section)	20...6 AWG	10 mm ²	10 mm ²
Wire Strip Length	0.71 in (18 mm)		
Density	30 pcs/ft (100 pcs/m)		
Housing Temperature Range	-76...+266°F (-60...+130 °C)		

Accessories		Cat. No.	Pkg. Qty.
Mounting Rails, End Barriers, End Anchors and Retainers			
Mounting Rail 1 m Symmetrical DIN	Steel	199-DR1	10
	Aluminum	1492-DR5	10
	Hi-Rise (Aluminum)	1492-DR6	2
	Angled (Steel)	1492-DR7	2
End Barriers	Gray	1492-EBP10/16T	20
	Blue	1492-EBP10/16T-B	20
End Retainer		1492-ERL35	20
		1492-ERP35	20
End Anchor DIN Rail	Normal Duty	1492-EAJ35	100
	Heavy Duty	1492-EAHJ35	50
	Normal Duty	1492-EAP35	50

Accessories		Cat. No.	Pkg. Qty.
Center Jumpers			
2-pole	Orange	1492-CJP10-2	25
Test Plugs			
Test Plugs	Start Test Plug	1492-PTPS	50
	Test Plug	1492-PI0TPE	50
Marking Systems			
ClearMark Advanced and ClearPlot Basic Marker Cards ⁽¹⁾		1492-MR5X8 (120/card)	5 cards
ClearMultiprint Markers		1492-MT10X8 (370/roll)	1 roll

(1) Two marker card markers per terminal block are required.


Wiring Diagram



IMPORTANT See page [104](#) for ferrule selection.

1492-PG16



Terminal Blocks—Dimensions (W x H x L): 12 x 51.5 x 80.5 mm			
Color	Cat. No.	Pkg. Qty.	
 Green/Yellow	1492-PG16	20	

Specifications – Single-level Feed-through Grounding Terminal Block			
Certifications	UL /CSA	IEC	ATEX
Voltage Rating	600V AC/DC	1000V AC/DC	550V AC/DC
Wire Range (Rated Cross Section)	18...6 AWG	16 mm ²	16 mm ²
Wire Strip Length	0.71 in (18 mm)		
Density	25 pcs/ft (83 pcs/m)		
Housing Temperature Range	-76...+266°F (-60...+130 °C)		

Accessories	Cat. No.	Pkg. Qty.	
Mounting Rails, End Barriers, End Anchors and Retainers			
Mounting Rail 1 m Symmetrical DIN	Steel	199-DR1	10
	Aluminum	1492-DR5	10
	Hi-Rise (Aluminum)	1492-DR6	2
	Angled (Steel)	1492-DR7	2
End Barriers	Gray	1492-EBP10/16	20
	Blue	1492-EBP10/16-B	20
End Retainer		1492-ERL35	20
		1492-ERP35	20
End Anchor DIN Rail	Normal Duty	1492-EAJ35	100
	Heavy Duty	1492-EAHJ35	50
	Normal Duty	1492-EAP35	50

Accessories	Cat. No.	Pkg. Qty.	
Center Jumpers			
2-pole	Orange	1492-CJP16-2	25
Test Plugs			
Test Plugs	Start Test Plug	1492-PTPS	50
	Test Plug	1492-P10TPE	50
Marking Systems			
ClearMark Advanced and ClearPlot Basic Marker Cards ⁽¹⁾	1492-MR6X8 (120/card)	5 cards	
ClearMultiprint Markers	1492-MT12X8 (320/roll)	1 roll	

(1) Two marker card markers per terminal block are required.


Wiring Diagram



IMPORTANT See page [105](#) for ferrule selection.

1492-PG16T



Terminal Blocks—Dimensions (W x H x L): 12 x 51.5 x 102 mm			
Color	Cat. No.	Pkg. Qty.	
 Green/Yellow	1492-PG16T	20	

Specifications – Single-level Feed-through Grounding Terminal Block			
Certifications	UL /CSA	IEC	ATEX
Voltage Rating	600V AC/DC	1000V AC/DC	550V AC/DC
Wire Range (Rated Cross Section)	18...6 AWG	16 mm ²	16 mm ²
Wire Strip Length	0.71 in (18 mm)		
Density	25 pcs/ft (83 pcs/m)		
Housing Temperature Range	-76...+266°F (-60...+130 °C)		

Accessories	Cat. No.	Pkg. Qty.	
Mounting Rails, End Barriers, End Anchors and Retainers			
Mounting Rail 1 m Symmetrical DIN	Steel	199-DR1	10
	Aluminum	1492-DR5	10
	Hi-Rise (Aluminum)	1492-DR6	2
	Angled (Steel)	1492-DR7	2
End Barriers	Gray	1492-EBP10/16T	20
	Blue	1492-EBP10/16T-B	20
End Retainer		1492-ERL35	20
		1492-ERP35	20
End Anchor DIN Rail	Normal Duty	1492-EAJ35	100
	Heavy Duty	1492-EAHJ35	50
	Normal Duty	1492-EAP35	50

Accessories	Cat. No.	Pkg. Qty.	
Center Jumpers			
2-pole	Orange	1492-CJP16-2	25
Test Plugs			
Test Plugs	Start Test Plug	1492-PTPS	50
	Test Plug	1492-PI0TPE	50
Marking Systems			
ClearMark Advanced and ClearPlot Basic Marker Cards ⁽¹⁾	1492-MR6X8 (120/card)	5 cards	
ClearMultiprint Markers	1492-MT12X8 (320/roll)	1 roll	

(1) Two marker card markers per terminal block are required.


Wiring Diagram



IMPORTANT See page [105](#) for ferrule selection.

Double-level, Feed-through Terminal Blocks

1492-PD2



Terminal Blocks—Dimensions (W x H x L): 3.5 x 45 x 84 mm					
Color	Cat. No.	Pkg. Qty.	Color	Cat. No.	Pkg. Qty.
Gray	1492-PD2	50	Green	1492-PD2-G	50
Red	1492-PD2-RE	50	Yellow	1492-PD2-Y	50
Blue	1492-PD2-B	50	Orange	1492-PD2-OR	50
Black	1492-PD2-BL	50	White	1492-PD2-W	50

Specifications – Double-level Feed-through Terminal Block			
Certifications	UL / CSA	IEC	ATEX
Voltage Rating	300V AC/DC	500V AC/DC	440V AC/DC
Maximum Current	13 A	16 A	13.5 A
Wire Range (Rated Cross Section)	26...14 AWG	1.5 mm ²	1.5 mm ²
Wire Strip Length	0.31 in. (8 mm)		
Density	87 pcs/ft (285 pcs/m)		
Housing Temperature Range	-76...+266°F (-60...+130 °C)		

Accessories	Cat. No.	Pkg. Qty.	
Mounting Rails, End Barriers, End Anchors and Retainers			
Mounting Rail 1 m Symmetrical DIN	Steel	199-DR1	10
	Aluminum	1492-DR5	10
	Hi-Rise (Aluminum)	1492-DR6	2
	Angled (Steel)	1492-DR7	2
End Barriers	Gray	1492-EBPD2	20
	Blue	1492-EBPD2-B	20
End Retainer		1492-ERL35	20
		1492-ERP35	20
End Anchor DIN Rail	Normal Duty	1492-EAJ35	100
	Heavy Duty	1492-EAHJ35	50
	Normal Duty	1492-EAP35	50

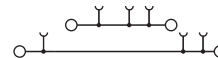
Accessories	Cat. No.	Pkg. Qty.
Center Jumpers⁽¹⁾		
2-pole	1492-CJP2-2	60
3-pole	1492-CJP2-3	20
4-pole	1492-CJP2-4	
5-pole	1492-CJP2-5	
6-pole	1492-CJP2-6	
7-pole	1492-CJP2-7	
8-pole	1492-CJP2-8	
9-pole	1492-CJP2-9	
10-pole	1492-CJP2-10	
20-pole	1492-CJP2-20	
50-pole	1492-CJP2-50	

Test Plugs			
Test Plugs	Start Test Plug	1492-PTPS	50
	Test Plug	1492-P2TPE	50

Marking Systems		
ClearMark Advanced and ClearPlot Basic Marker Cards	1492-MR3X10 (192/card)	5 cards
ClearMultiprint Markers	1492-MT3X8 (1000/roll)	1 roll

(1) Available in orange as standard, to order other colors add the appropriate suffix to the catalog number listed: Blue =B, Red = RE. Example for a red 2-pole center jumper, the catalog number is 1492-CJP3-2-RE.

Wiring Diagram



IMPORTANT See [page 101](#) for ferrule selection.

1492-PD2C



Terminal Blocks—Dimensions (W x H x L): 3.5 x 45 x 84 mm

Color	Cat. No.	Pkg. Qty.
Gray	1492-PD2C	50
Blue	1492-PD2C-B	50

Specifications – Double-level Feed-through Terminal Block

Certifications	UL /CSA	IEC	ATEX
Voltage Rating	300V AC/DC	500V AC/DC	440V AC/DC
Maximum Current	13 A	16 A	13.5 A
Wire Range (Rated Cross Section)	26...14 AWG	1.5 mm ²	1.5 mm ²
Wire Strip Length	0.31 in. (8 mm)		
Density	87 pcs/ft (285 pcs/m)		
Housing Temperature Range	-76...+266°F (-60...+130 °C)		

Accessories	Cat. No.	Pkg. Qty.
-------------	----------	-----------

Mounting Rails, End Barriers, End Anchors and Retainers

Mounting Rail 1 m Symmetrical DIN	Steel	199-DR1	10
	Aluminum	1492-DR5	10
	Hi-Rise (Aluminum)	1492-DR6	2
	Angled (Steel)	1492-DR7	2
End Barriers	Gray	1492-EBPD2	20
	Blue	1492-EBPD2-B	20
End Retainer		1492-ERL35	20
		1492-ERP35	20
End Anchor DIN Rail	Normal Duty	1492-EAJ35	100
	Heavy Duty	1492-EAHJ35	50
	Normal Duty	1492-EAP35	50

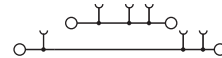
Accessories	Cat. No.	Pkg. Qty.
Center Jumpers⁽¹⁾		
2-pole	1492-CJP2-2	60
3-pole	1492-CJP2-3	20
4-pole	1492-CJP2-4	
5-pole	1492-CJP2-5	
6-pole	1492-CJP2-6	
7-pole	1492-CJP2-7	
8-pole	1492-CJP2-8	
9-pole	1492-CJP2-9	
10-pole	1492-CJP2-10	
20-pole	1492-CJP2-20	
50-pole	1492-CJP2-50	

Test Plugs			
Test Plugs	Start Test Plug	1492-PTPS	50
	Test Plug	1492-P2TPE	50

Marking Systems			
ClearMark Advanced and ClearPlot Basic Marker Cards	1492-MR3X10 (192/card)	5 cards	
ClearMultiprint Markers	1492-MT3X8 (1000/roll)	1 roll	


(1) Available in orange as standard, to order other colors add the appropriate suffix to the catalog number listed: Blue =B, Red = RE. Example for a red 2-pole center jumper, the catalog number is 1492-CJP2-2-RE.

Wiring Diagram



IMPORTANT See [page 101](#) for ferrule selection.

1492-PD3



Terminal Blocks—Dimensions (W x H x L): 5.1 x 50.5 x 90 mm

Color	Cat. No.	Pkg. Qty.	Color	Cat. No.	Pkg. Qty.
Gray	1492-PD3	50	Green	1492-PD3-G	50
Red	1492-PD3-RE	50	Yellow	1492-PD3-Y	50
Blue	1492-PD3-B	50	Orange	1492-PD3-OR	50
Black	1492-PD3-BL	50	White	1492-PD3-W	50

Specifications – Double-level Feed-through Terminal Block

Certifications	UL / CSA	IEC	ATEX
Voltage Rating	600V AC/DC	800V AC/DC	550V AC/DC
Maximum Current	20 A	24 A	21 A
Wire Range (Rated Cross Section)	28...12 AWG	2.5 mm ²	2.5 mm ²
Wire Strip Length	0.4 in. (10 mm)		
Density	59 pcs/ft (196 pcs/m)		
Housing Temperature Range	-76...+266°F (-60...+130 °C)		

Accessories	Cat. No.	Pkg. Qty.
-------------	----------	-----------

Mounting Rails, End Barriers, End Anchors and Retainers

Mounting Rail 1 m Symmetrical DIN	Steel	199-DR1	10
	Aluminum	1492-DR5	10
	Hi-Rise (Aluminum)	1492-DR6	2
	Angled (Steel)	1492-DR7	2
End Barriers	Gray	1492-EBPD3	20
	Blue	1492-EBPD3-B	20
	Yellow	1492-EBPD3-Y	20
End Retainer		1492-ERL35	20
		1492-ERP35	20
End Anchor DIN Rail	Normal Duty	1492-EAJ35	100
	Heavy Duty	1492-EAHJ35	50
	Normal Duty	1492-EAP35	50

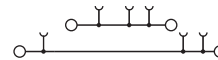
Accessories	Cat. No.	Pkg. Qty.
Center Jumpers⁽¹⁾		
2-pole	1492-CJP3-2	60
3-pole	1492-CJP3-3	20
4-pole	1492-CJP3-4	
5-pole	1492-CJP3-5	
6-pole	1492-CJP3-6	
7-pole	1492-CJP3-7	
8-pole	1492-CJP3-8	
9-pole	1492-CJP3-9	
10-pole	1492-CJP3-10	
20-pole	1492-CJP3-20	
50-pole	1492-CJP3-50	

Test Plugs			
Test Plugs	Start Test Plug	1492-PTPS	50
	Test Plug	1492-P3TPE	50

Marking Systems		
ClearMark Advanced and ClearPlot Basic Marker Cards	1492-MR5X8 (120/card)	5 cards
ClearMultiprint Markers	1492-MT5X8 (800/roll)	1 roll


(1) Available in orange as standard, to order other colors add the appropriate suffix to the catalog number listed: Blue =B, Red = RE. Example for a red 2-pole center jumper, the catalog number is 1492-CJP3-2-RE.

Wiring Diagram



IMPORTANT See [page 101](#) for ferrule selection.

1492-PD3C



Terminal Blocks—Dimensions (W x H x L): 5.1 x 50.5 x 90 mm					
Color	Cat. No.	Pkg. Qty.	Color	Cat. No.	Pkg. Qty.
Gray	1492-PD3C	50	Green	1492-PD3C-G	50
Red	1492-PD3C-RE	50	Yellow	1492-PD3C-Y	50
Blue	1492-PD3C-B	50	Orange	1492-PD3C-OR	50
Black	1492-PD3C-BL	50	White	1492-PD3C-W	50

Specifications – Double-level Feed-through Terminal Block			
Certifications	UL /CSA	IEC	ATEX
Voltage Rating	600V AC/DC	800V AC/DC	550V AC/DC
Maximum Current	20 A	24 A	21 A
Wire Range (Rated Cross Section)	28...12 AWG	2.5 mm ²	2.5 mm ²
Wire Strip Length	0.4 in. (10 mm)		
Density	59 pcs/ft (196 pcs/m)		
Housing Temperature Range	-76...+266°F (-60...+130 °C)		

Accessories	Cat. No.	Pkg. Qty.	
Mounting Rails, End Barriers, End Anchors and Retainers			
Mounting Rail 1 m Symmetrical DIN	Steel	199-DR1	10
	Aluminum	1492-DR5	10
	Hi-Rise (Aluminum)	1492-DR6	2
	Angled (Steel)	1492-DR7	2
End Barriers	Gray	1492-EBPD3	20
	Blue	1492-EBPD3-B	20
	Yellow	1492-EBPD3-Y	20
End Retainer		1492-ERL35	20
		1492-ERP35	20
End Anchor DIN Rail	Normal Duty	1492-EAJ35	100
	Heavy Duty	1492-EAHJ35	50
	Normal Duty	1492-EAP35	50

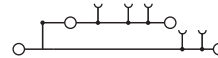
Accessories	Cat. No.	Pkg. Qty.
Center Jumpers⁽¹⁾		
2-pole	1492-CJP3-2	60
3-pole	1492-CJP3-3	20
4-pole	1492-CJP3-4	
5-pole	1492-CJP3-5	
6-pole	1492-CJP3-6	
7-pole	1492-CJP3-7	
8-pole	1492-CJP3-8	
9-pole	1492-CJP3-9	
10-pole	1492-CJP3-10	
20-pole	1492-CJP3-20	
50-pole	1492-CJP3-50	

Test Plugs			
Test Plugs	Start Test Plug	1492-PTPS	50
	Test Plug	1492-P3TPE	50

Marking Systems		
ClearMark Advanced and ClearPlot Basic Marker Cards	1492-MR5X8 (120/card)	5 cards
ClearMultiprint Markers	1492-MT5X8 (800/roll)	1 roll


(1) Available in orange as standard, to order other colors add the appropriate suffix to the catalog number listed: Blue =B, Red = RE. Example for a red 2-pole center jumper, the catalog number is 1492-CJP3-2-RE.

Wiring Diagram



IMPORTANT See [page 101](#) for ferrule selection.

1492-PD4



Terminal Blocks—Dimensions (W x H x L): 6.1 x 53.5 x 100 mm

Color	Cat. No.	Pkg. Qty.	Color	Cat. No.	Pkg. Qty.
Gray	1492-PD4	50	Green	1492-PD4-G	50
Red	1492-PD4-RE	50	Yellow	1492-PD4-Y	50
Blue	1492-PD4-B	50	Orange	1492-PD4-OR	50
Black	1492-PD4-BL	50	White	1492-PD4-W	50

Specifications – Double-level Feed-through Terminal Block

Certifications	UL / CSA	IEC	ATEX
Voltage Rating	600V AC/DC	800V AC/DC	550V AC/DC
Maximum Current	30 A	32 A	25 A
Wire Range (Rated Cross Section)	26...10 AWG	4 mm ²	4 mm ²
Wire Strip Length	0.47 in. (12 mm)		
Density	49 pcs/ft (163 pcs/m)		
Housing Temperature Range	-76...+266°F (-60...+130 °C)		

Accessories	Cat. No.	Pkg. Qty.	
Mounting Rails, End Barriers, End Anchors and Retainers			
Mounting Rail 1 m Symmetrical DIN	Steel	199-DR1	10
	Aluminum	1492-DR5	10
	Hi-Rise (Aluminum)	1492-DR6	2
	Angled (Steel)	1492-DR7	2
End Barriers	Gray	1492-EBPD4	20
	Blue	1492-EBPD4-B	20
End Retainer		1492-ERL35	20
		1492-ERP35	20
End Anchor DIN Rail	Normal Duty	1492-EAJ35	100
	Heavy Duty	1492-EAHJ35	50
	Normal Duty	1492-EAP35	50

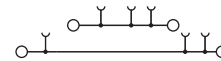
Accessories	Cat. No.	Pkg. Qty.
Center Jumpers⁽¹⁾		
2-pole	1492-CJP4-2	60
3-pole	1492-CJP4-3	20
4-pole	1492-CJP4-4	
5-pole	1492-CJP4-5	
6-pole	1492-CJP4-6	
7-pole	1492-CJP4-7	
8-pole	1492-CJP4-8	
9-pole	1492-CJP4-9	
10-pole	1492-CJP4-10	5
50-pole	1492-CJP4-50	

Test Plugs			
Test Plugs	Start Test Plug	1492-PTPS	50
	Test Plug	1492-P4TPE	50

Marking Systems		
ClearMark Advanced and ClearPlot Basic Marker Cards	1492-MR6X8 (120/card)	5 cards
ClearMultiprint Markers	1492-MT6X8 (600/roll)	1 roll


(1) Available in orange as standard, to order other colors add the appropriate suffix to the catalog number listed: Blue =B, Red = RE. Example for a red 2-pole center jumper, the catalog number is 1492-CJP4-2-RE.

Wiring Diagram



IMPORTANT See [page 102](#) for ferrule selection.

1492-PD4C



Terminal Blocks—Dimensions (W x H x L): 6.1 x 53.5 x 100 mm					
Color	Cat. No.	Pkg. Qty.	Color	Cat. No.	Pkg. Qty.
Gray	1492-PD4C	50	Blue	1492-PD4C-B	50

Specifications – Double-level Feed-through Terminal Block			
Certifications	/CSA	IEC	ATEX
Voltage Rating	600V AC/DC	800V AC/DC	550V AC/DC
Maximum Current	30 A	32 A	25 A
Wire Range (Rated Cross Section)	26...10 AWG	4 mm ²	4 mm ²
Wire Strip Length	0.47 in. (12 mm)		
Density	49 pcs/ft (163 pcs/m)		
Housing Temperature Range	-76...+266°F (-60...+130 °C)		

Accessories	Cat. No.	Pkg. Qty.
Mounting Rails, End Barriers, End Anchors and Retainers		
Mounting Rail 1 m Symmetrical DIN	Steel	199-DR1 10
	Aluminum	1492-DR5 10
	Hi-Rise (Aluminum)	1492-DR6 2
	Angled (Steel)	1492-DR7 2
End Barriers	Gray	1492-EBPD4 20
	Blue	1492-EBPD4-B 20
End Retainer		1492-ERL35 20
		1492-ERP35 20
End Anchor DIN Rail	Normal Duty	1492-EAJ35 100
	Heavy Duty	1492-EAHJ35 50
	Normal Duty	1492-EAP35 50

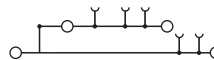
Accessories	Cat. No.	Pkg. Qty.	
Center Jumpers⁽¹⁾			
2-pole	1492-CJP4-2	60	
3-pole	1492-CJP4-3	20	
4-pole	1492-CJP4-4		
5-pole	1492-CJP4-5		
6-pole	1492-CJP4-6		
7-pole	1492-CJP4-7		
8-pole	1492-CJP4-8		
9-pole	1492-CJP4-9		
10-pole	1492-CJP4-10		
50-pole	1492-CJP4-50		5

Test Plugs			
Test Plugs	Start Test Plug	1492-PTPS	50
	Test Plug	1492-P4TPE	50

Marking Systems		
ClearMark Advanced and ClearPlot Basic Marker Cards	1492-MR6X8 (120/card)	5 cards
ClearMultiprint Markers	1492-MT6X8 (600/roll)	1 roll


(1) Available in orange as standard, to order other colors add the appropriate suffix to the catalog number listed: Blue =B, Red = RE. Example for a red 2-pole center jumper, the catalog number is 1492-CJP4-2-RE.


Wiring Diagram




IMPORTANT See [page 102](#) for ferrule selection.

1492-PDG2



Terminal Blocks—Dimensions (W x H x L): 3.5 x 45 x 84 mm		
Color	Cat. No.	Pkg. Qty.
 Gray	1492-PDG2	50

Specifications – Double-level Feed-through Grounding Terminal Block			
Certifications	 /CSA	IEC	ATEX
Voltage Rating	300V AC/DC	500V AC/DC	440V AC/DC
Maximum Current	13 A	16 A	13.5 A
Wire Range (Rated Cross Section)	26...14 AWG	1.5 mm ²	1.5 mm ²
Wire Strip Length	0.31 in. (8 mm)		
Density	87 pcs/ft (285 pcs/m)		
Housing Temperature Range	-76...+266°F (-60...+130 °C)		

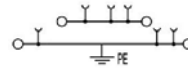
Accessories		Cat. No.	Pkg. Qty.
Mounting Rails, End Barriers, End Anchors and Retainers			
Mounting Rail 1 m Symmetrical DIN	Steel	199-DR1	10
	Aluminum	1492-DR5	10
	Hi-Rise (Aluminum)	1492-DR6	2
	Angled (Steel)	1492-DR7	2
End Barriers	Gray	1492-EBPD2	20
	Blue	1492-EBPD2-B	20
End Retainer		1492-ERL35	20
		1492-ERP35	20
End Anchor DIN Rail	Normal Duty	1492-EAJ35	100
	Heavy Duty	1492-EAHJ35	50
	Normal Duty	1492-EAP35	50

Accessories		Cat. No.	Pkg. Qty.
Center Jumpers⁽¹⁾			
2-pole	Orange	1492-CJP2-2	60
3-pole		1492-CJP2-3	20
4-pole		1492-CJP2-4	
5-pole		1492-CJP2-5	
6-pole		1492-CJP2-6	
7-pole		1492-CJP2-7	
8-pole		1492-CJP2-8	
9-pole		1492-CJP2-9	
10-pole		1492-CJP2-10	
50-pole			
Test Plugs			
Test Plugs	Start Test Plug	1492-PTPS	50
	Test Plug	1492-P2TPE	50

Marking Systems		
ClearMark Advanced and ClearPlot Basic Marker Cards	1492-MR3X10 (192/card)	5 cards
ClearMultiprint Markers	1492-MT3X8 (1000/roll)	1 roll


(1) Available in orange as standard, to order other colors add the appropriate suffix to the catalog number listed: Blue =B, Red = RE. Example for a red 2-pole center jumper, the catalog number is 1492-CJP4-2-RE.

Wiring Diagram




IMPORTANT See [page 102](#) for ferrule selection.


1492-PDG2C



Terminal Blocks—Dimensions (W x H x L): 3.5 x 45 x 84 mm

Color	Cat. No.	Pkg. Qty.
 Green/Yellow	1492-PDG2C	50

Specifications – Double-level Feed-through Grounding Terminal Block

Certifications	 /CSA	IEC	ATEX
Voltage Rating	300V AC/DC	500V AC/DC	440V AC/DC
Wire Range (Rated Cross Section)	26...14 AWG	1.5 mm ²	1.5 mm ²
Wire Strip Length	0.31 in. (8 mm)		
Density	87 pcs/ft (285 pcs/m)		
Housing Temperature Range	-76...+266°F (-60...+130 °C)		

Accessories	Cat. No.	Pkg. Qty.
-------------	----------	-----------

Mounting Rails, End Barriers, End Anchors and Retainers

Mounting Rail 1 m Symmetrical DIN	Steel	199-DR1	10
	Aluminum	1492-DR5	10
	Hi-Rise (Aluminum)	1492-DR6	2
	Angled (Steel)	1492-DR7	2
End Barriers	Gray	1492-EBPD2	20
	Blue	1492-EBPD2-B	20
End Retainer		1492-ERL35	20
		1492-ERP35	20
End Anchor DIN Rail	Normal Duty	1492-EAJ35	100
	Heavy Duty	1492-EAHJ35	50
	Normal Duty	1492-EAP35	50

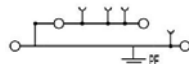
Accessories	Cat. No.	Pkg. Qty.
Center Jumpers⁽¹⁾		
2-pole	1492-CJP2-2	60
3-pole	1492-CJP2-3	20
4-pole	1492-CJP2-4	
5-pole	1492-CJP2-5	
6-pole	1492-CJP2-6	
7-pole	1492-CJP2-7	
8-pole	1492-CJP2-8	
9-pole	1492-CJP2-9	
10-pole	1492-CJP2-10	
50-pole	1492-CJP2-50	5

Test Plugs			
Test Plugs	Start Test Plug	1492-PTPS	50
	Test Plug	1492-P2TPE	50

Marking Systems		
ClearMark Advanced and ClearPlot Basic Marker Cards	1492-MR3X10 (192/card)	5 cards
ClearMultiprint Markers	1492-MT3X8 (1000/roll)	1 roll

(1) Available in orange as standard, to order other colors add the appropriate suffix to the catalog number listed: Blue =B, Red = RE. Example for a red 2-pole center jumper, the catalog number is 1492-CJP4-2-RE.


Wiring Diagram



IMPORTANT See [page 102](#) for ferrule selection.

1492-PDG3



Terminal Blocks—Dimensions (W x H x L): 5.1x 50.5 x 90 mm			
Color	Cat. No.	Pkg. Qty.	
 Gray	1492-PDG3	50	

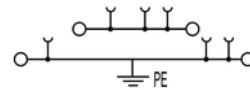
Specifications – Double-level Feed-through Grounding Terminal Block			
Certifications	UL /CSA	IEC	ATEX
Voltage Rating	600V AC/DC	800V AC/DC	550V AC/DC
Maximum Current	20 A	24 A	21 A
Wire Range (Rated Cross Section)	28...12 AWG	2.5 mm ²	2.5 mm ²
Wire Strip Length	0.4 in. (10 mm)		
Density	59 pcs/ft (196 pcs/m)		
Housing Temperature Range	-76...+266°F (-60...+130 °C)		

Accessories	Cat. No.	Pkg. Qty.	
Mounting Rails, End Barriers, End Anchors and Retainers			
Mounting Rail 1 m Symmetrical DIN	Steel	199-DR1	10
	Aluminum	1492-DR5	10
	Hi-Rise (Aluminum)	1492-DR6	2
	Angled (Steel)	1492-DR7	2
End Barriers	Gray	1492-EBPD3	20
	Blue	1492-EBPD3-B	20
	Yellow	1492-EBPD3-Y	20
End Retainer		1492-ERL35	20
		1492-ERP35	20
End Anchor DIN Rail	Normal Duty	1492-EAJ35	100
	Heavy Duty	1492-EAHJ35	50
	Normal Duty	1492-EAP35	50

Accessories	Cat. No.	Pkg. Qty.	
Center Jumpers⁽¹⁾			
2-pole	1492-CJP3-2	60	
3-pole	1492-CJP3-3	20	
4-pole	1492-CJP3-4		
5-pole	1492-CJP3-5		
6-pole	1492-CJP3-6		
7-pole	1492-CJP3-7		
8-pole	1492-CJP3-8		
9-pole	1492-CJP3-9		
10-pole	1492-CJP3-10		
20-pole	1492-CJP3-20		
50-pole	1492-CJP3-50		
Test Plugs			
Test Plugs	Start Test Plug	1492-PTPS	50
	Test Plug	1492-P3TPE	50
Marking Systems			
ClearMark Advanced and ClearPlot Basic Marker Cards	1492-MR5X8 (120/card)	5 cards	
ClearMultiprint Markers	1492-MT5X8 (800/roll)	1 roll	


(1) Available in orange as standard, to order other colors add the appropriate suffix to the catalog number listed: Blue =B, Red = RE. Example for a red 2-pole center jumper, the catalog number is 1492-CJP3-2-RE.

Wiring Diagram




IMPORTANT See [page 101](#) for ferrule selection.

1492-PDG3C



Terminal Blocks—Dimensions (W x H x L): 5.1x 50.5 x 90 mm

Color	Cat. No.	Pkg. Qty.
 Green/Yellow	1492-PDG3C	50

Specifications – Double-level Feed-through Grounding Terminal Block

Certifications	UL /CSA	IEC	ATEX
Voltage Rating	600V AC/DC	800V AC/DC	550V AC/DC
Wire Range (Rated Cross Section)	28...12 AWG	2.5 mm ²	2.5 mm ²
Wire Strip Length	0.4 in. (10 mm)		
Density	59 pcs/ft (196 pcs/m)		
Housing Temperature Range	-76...+266°F (-60...+130 °C)		

Accessories	Cat. No.	Pkg. Qty.
-------------	----------	-----------

Mounting Rails, End Barriers, End Anchors and Retainers

Mounting Rail 1 m Symmetrical DIN	Steel	199-DR1	10
	Aluminum	1492-DR5	10
	Hi-Rise (Aluminum)	1492-DR6	2
	Angled (Steel)	1492-DR7	2
End Barriers	Gray	1492-EBPD3	20
	Blue	1492-EBPD3-B	20
	Yellow	1492-EBPD3-Y	20
End Retainer		1492-ERL35	20
		1492-ERP35	20
End Anchor DIN Rail	Normal Duty	1492-EAJ35	100
	Heavy Duty	1492-EAHJ35	50
	Normal Duty	1492-EAP35	50

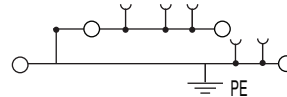
Accessories	Cat. No.	Pkg. Qty.
Center Jumpers⁽¹⁾		
2-pole	1492-CJP3-2	60
3-pole	1492-CJP3-3	20
4-pole	1492-CJP3-4	
5-pole	1492-CJP3-5	
6-pole	1492-CJP3-6	
7-pole	1492-CJP3-7	
8-pole	1492-CJP3-8	
9-pole	1492-CJP3-9	
10-pole	1492-CJP3-10	
20-pole	1492-CJP3-20	
50-pole	1492-CJP3-50	

Test Plugs			
Test Plugs	Start Test Plug	1492-PTPS	50
	Test Plug	1492-P3TPE	50

Marking Systems		
ClearMark Advanced and ClearPlot Basic Marker Cards	1492-MR5X8 (120/card)	5 cards
ClearMultiprint Markers	1492-MT5X8 (800/roll)	1 roll


(1) Available in orange as standard, to order other colors add the appropriate suffix to the catalog number listed: Blue =B, Red = RE. Example for a red 2-pole center jumper, the catalog number is 1492-CJP2-2-RE.


Wiring Diagram




IMPORTANT See [page 101](#) for ferrule selection.

1492-PDG4



Terminal Blocks—Dimensions (W x H x L): 6.1x 53.5 x 100 mm			
Color	Cat. No.	Pkg. Qty.	
 Gray	1492-PDG4	50	

Specifications – Double-level Feed-through Grounding Terminal Block			
Certifications	 /CSA	IEC	ATEX
Voltage Rating	600V AC/DC	800V AC/DC	550V AC/DC
Maximum Current	30 A	32 A	25 A
Wire Range (Rated Cross Section)	26...10 AWG	4 mm ²	4 mm ²
Wire Strip Length	0.47 in. (12 mm)		
Density	49 pcs/ft (163 pcs/m)		
Housing Temperature Range	-76...+266°F (-60...+130 °C)		

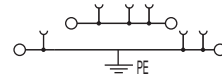
Accessories		Cat. No.	Pkg. Qty.
Mounting Rails, End Barriers, End Anchors and Retainers			
Mounting Rail 1 m Symmetrical DIN	Steel	199-DR1	10
	Aluminum	1492-DR5	10
	Hi-Rise (Aluminum)	1492-DR6	2
	Angled (Steel)	1492-DR7	2
End Barriers	Gray	1492-EBPD4	20
	Blue	1492-EBPD4-B	20
End Retainer		1492-ERL35	20
		1492-ERP35	20
End Anchor DIN Rail	Normal Duty	1492-EAJ35	100
	Heavy Duty	1492-EAHJ35	50
	Normal Duty	1492-EAP35	50

Accessories		Cat. No.	Pkg. Qty.
Center Jumpers⁽¹⁾			
2-pole	Orange	1492-CJP4-2	60
3-pole		1492-CJP4-3	20
4-pole		1492-CJP4-4	
5-pole		1492-CJP4-5	
6-pole		1492-CJP4-6	
7-pole		1492-CJP4-7	
8-pole		1492-CJP4-8	
9-pole		1492-CJP4-9	
10-pole		1492-CJP4-10	
50-pole		1492-CJP4-50	
Test Plugs			
Test Plugs	Start Test Plug	1492-PTPS	50
	Test Plug	1492-P4TPE	50

Marking Systems		
ClearMark Advanced and ClearPlot Basic Marker Cards	1492-MR6X8 (120/card)	5 cards
ClearMultiprint Markers	1492-MT6X8 (600/roll)	1 roll


(1) Available in orange as standard, to order other colors add the appropriate suffix to the catalog number listed: Blue =B, Red = RE. Example for a red 2-pole center jumper, the catalog number is 1492-CJP4-2-RE.

Wiring Diagram




IMPORTANT See [page 102](#) for ferrule selection.

1492-PDG4C



Terminal Blocks—Dimensions (W x H x L): 6.1x 53.5 x 100 mm

Color	Cat. No.	Pkg. Qty.
 Green/Yellow	1492-PDG4C	50

Specifications – Double-level Feed-through Grounding Terminal Block

Certifications	UL /CSA	IEC	ATEX
Voltage Rating	600V AC/DC	800V AC/DC	550V AC/DC
Wire Range (Rated Cross Section)	26...10 AWG	4 mm ²	4 mm ²
Wire Strip Length	0.47 in. (12 mm)		
Density	49 pcs/ft (163 pcs/m)		
Housing Temperature Range	-76...+266°F (-60...+130 °C)		

Accessories	Cat. No.	Pkg. Qty.	
Mounting Rails, End Barriers, End Anchors and Retainers			
Mounting Rail 1 m Symmetrical DIN	Steel	199-DR1	10
	Aluminum	1492-DR5	10
	Hi-Rise (Aluminum)	1492-DR6	2
	Angled (Steel)	1492-DR7	2
End Barriers	Gray	1492-EBPD4	20
	Blue	1492-EBPD4-B	20
End Retainer		1492-ERL35	20
		1492-ERP35	20
End Anchor DIN Rail	Normal Duty	1492-EAJ35	100
	Heavy Duty	1492-EAHJ35	50
	Normal Duty	1492-EAP35	50

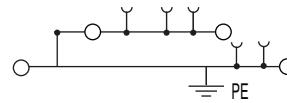
Accessories	Cat. No.	Pkg. Qty.
Center Jumpers⁽¹⁾		
2-pole	1492-CJP4-2	60
3-pole	1492-CJP4-3	20
4-pole	1492-CJP4-4	
5-pole	1492-CJP4-5	
6-pole	1492-CJP4-6	
7-pole	1492-CJP4-7	
8-pole	1492-CJP4-8	
9-pole	1492-CJP4-9	
10-pole	1492-CJP4-10	
50-pole	1492-CJP4-50	5

Test Plugs			
Test Plugs	Start Test Plug	1492-PTPS	50
	Test Plug	1492-P4TPE	50

Marking Systems		
ClearMark Advanced and ClearPlot Basic Marker Cards	1492-MR6X8 (120/card)	5 cards
ClearMultiprint Markers	1492-MT6X8 (600/roll)	1 roll

(1) Available in orange as standard. To order other colors add the appropriate suffix to the catalog number listed: Blue =B, Red = RE. Example for a red 2-pole center jumper, the catalog number is 1492-CJP4-2-RE.

Wiring Diagram



IMPORTANT See [page 102](#) for ferrule selection.

Three-level, Feed-through Terminal Blocks

1492-PT3



Terminal Blocks—Dimensions (W x H x L): 5.1 x 64.5 x 116 mm

Color	Cat. No.	Pkg. Qty.	Color	Cat. No.	Pkg. Qty.
Gray	1492-PT3	50	Blue	1492-PT3-B	50

Specifications – Single-level Feed-through Terminal Block

Certifications	UL /CSA	IEC	ATEX
Voltage Rating	600V AC/DC	800V AC/DC	550V AC/DC
Maximum Current	20 A	22 A	19 A
Wire Range (Rated Cross Section)	28...12 AWG	2.5 mm ²	2.5 mm ²
Wire Strip Length	0.4 in. (10 mm)		
Density	59 pcs/ft (196 pcs/m)		
Housing Temperature Range	-76...+266°F (-60...+130 °C)		

Accessories	Cat. No.	Pkg. Qty.
-------------	----------	-----------

Mounting Rails, End Barriers, End Anchors and Retainers

Mounting Rail 1 m Symmetrical DIN	Steel	199-DR1	10
	Aluminum	1492-DR5	10
	Hi-Rise (Aluminum)	1492-DR6	2
	Angled (Steel)	1492-DR7	2
End Barriers	Gray	1492-EBPT3	20
	Blue	1492-EBPT3-B	20
End Retainer		1492-ERL35	20
		1492-ERP35	20
End Anchor DIN Rail	Normal Duty	1492-EAJ35	100
	Heavy Duty	1492-EAHJ35	50
	Normal Duty	1492-EAP35	50

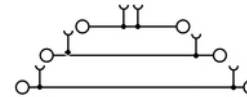
Accessories	Cat. No.	Pkg. Qty.
Center Jumpers⁽¹⁾		
2-pole	1492-CJP3-2	60
3-pole	1492-CJP3-3	20
4-pole	1492-CJP3-4	
5-pole	1492-CJP3-5	
6-pole	1492-CJP3-6	
7-pole	1492-CJP3-7	
8-pole	1492-CJP3-8	
9-pole	1492-CJP3-9	
10-pole	1492-CJP3-10	
20-pole	1492-CJP3-20	
50-pole	1492-CJP3-50	

Test Plugs			
Test Plugs	Start Test Plug	1492-PTPS	50
	Test Plug	1492-P3TPE	50

Marking Systems		
ClearMark Advanced and ClearPlot Basic Marker Cards	1492-MR5X8 (120/card)	5 cards
ClearMultiprint Markers	1492-MT5X8 (800/roll)	1 roll

(1) Available in orange as standard, to order other colors add the appropriate suffix to the catalog number listed: Blue =B, Red = RE. Example for a red 2-pole center jumper, the catalog number is 1492-CJP3-2-RE.

Wiring Diagram



IMPORTANT See [page 101](#) for ferrule selection.

1492-PT3C



Terminal Blocks—Dimensions (W x H x L): 5.1 x 64.5 x 116 mm

Color	Cat. No.	Pkg. Qty.	Color	Cat. No.	Pkg. Qty.
Gray	1492-PT3C	50	Blue	1492-PT3C-B	50

Specifications – Single-level Feed-through Terminal Block

Certifications	UL /CSA	IEC	ATEX
Voltage Rating	600V AC/DC	800V AC/DC	550V AC/DC
Maximum Current	20 A	24 A	19 A
Wire Range (Rated Cross Section)	28...12 AWG	2.5 mm ²	2.5 mm ²
Wire Strip Length	0.4 in. (10 mm)		
Density	59 pcs/ft (196 pcs/m)		
Housing Temperature Range	-76...+266°F (-60...+130 °C)		

Accessories	Cat. No.	Pkg. Qty.	
Mounting Rails, End Barriers, End Anchors and Retainers			
Mounting Rail 1 m Symmetrical DIN	Steel	199-DR1	10
	Aluminum	1492-DR5	10
	Hi-Rise (Aluminum)	1492-DR6	2
	Angled (Steel)	1492-DR7	2
End Barriers	Gray	1492-EBPT3	20
	Blue	1492-EBPT3-B	20
End Retainer		1492-ERL35	20
		1492-ERP35	20
End Anchor DIN Rail	Normal Duty	1492-EAJ35	100
	Heavy Duty	1492-EAHJ35	50
	Normal Duty	1492-EAP35	50

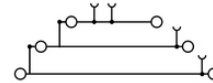
Accessories	Cat. No.	Pkg. Qty.
Center Jumpers⁽¹⁾		
2-pole	1492-CJP3-2	60
3-pole	1492-CJP3-3	20
4-pole	1492-CJP3-4	
5-pole	1492-CJP3-5	
6-pole	1492-CJP3-6	
7-pole	1492-CJP3-7	
8-pole	1492-CJP3-8	
9-pole	1492-CJP3-9	
10-pole	1492-CJP3-10	
20-pole	1492-CJP3-20	
50-pole	1492-CJP3-50	

Test Plugs			
Test Plugs	Start Test Plug	1492-PTPS	50
	Test Plug	1492-P3TPE	50

Marking Systems			
ClearMark Advanced and ClearPlot Basic Marker Cards	1492-MR5X8 (120/card)	5 cards	
ClearMultiprint Markers	1492-MT5X8 (800/roll)	1 roll	

(1) Available in orange as standard, to order other colors add the appropriate suffix to the catalog number listed: Blue =B, Red = RE. Example for a red 2-pole center jumper, the catalog number is 1492-CJP3-2-RE.


Wiring Diagram




IMPORTANT See [page 101](#) for ferrule selection.

Three-level, Feed-through Grounding Terminal Blocks

1492-PTG3



Terminal Blocks—Dimensions (W x H x L): 5.1 x 64.5 x 116 mm			
Color		Cat. No.	Pkg. Qty.
	Gray	1492-PTG3	50

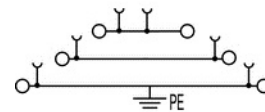
Specifications – Single-level Feed-through Terminal Block			
Certifications	UL /CSA	IEC	ATEX
Voltage Rating	600V AC/DC	800V AC/DC	550V AC/DC
Maximum Current	20 A	24 A	19 A
Wire Range (Rated Cross Section)	28...12 AWG	2.5 mm ²	2.5 mm ²
Wire Strip Length	0.4 in. (10 mm)		
Density	59 pcs/ft (196 pcs/m)		
Housing Temperature Range	-76...+266°F (-60...+130 °C)		

Accessories		Cat. No.	Pkg. Qty.
Mounting Rails, End Barriers, End Anchors and Retainers			
Mounting Rail 1 m Symmetrical DIN	Steel	199-DR1	10
	Aluminum	1492-DR5	10
	Hi-Rise (Aluminum)	1492-DR6	2
	Angled (Steel)	1492-DR7	2
End Barriers	Gray	1492-EBPT3	20
	Blue	1492-EBPT3-B	20
End Retainer		1492-ERL35	20
		1492-ERP35	20
End Anchor DIN Rail	Normal Duty	1492-EAJ35	100
	Heavy Duty	1492-EAHJ35	50
	Normal Duty	1492-EAP35	50

Accessories		Cat. No.	Pkg. Qty.
Center Jumpers ⁽¹⁾			
2-pole	Orange	1492-CJP3-2	60
3-pole		1492-CJP3-3	20
4-pole		1492-CJP3-4	
5-pole		1492-CJP3-5	
6-pole		1492-CJP3-6	
7-pole		1492-CJP3-7	
8-pole		1492-CJP3-8	
9-pole		1492-CJP3-9	
10-pole		1492-CJP3-10	
20-pole		1492-CJP3-20	
50-pole		1492-CJP3-50	
Test Plugs			
Test Plugs	Start Test Plug	1492-PTPS	50
	Test Plug	1492-P3TPE	50
Marking Systems			
ClearMark Advanced and ClearPlot Basic Marker Cards		1492-MR5X8 (120/card)	5 cards
ClearMultiprint Markers		1492-MT5X8 (800/roll)	1 roll


(1) Available in orange as standard, to order other colors add the appropriate suffix to the catalog number listed: Blue = B, Red = RE. Example for a red 2-pole center jumper, the catalog number is 1492-CJP3-2-RE.


Wiring Diagram



IMPORTANT See [page 101](#) for ferrule selection.

1492-PTG3C



Terminal Blocks—Dimensions (W x H x L): 5.1 x 64.5 x 116 mm			
Color		Cat. No.	Pkg. Qty.
	Green/Yellow	1492-PTG3C	50

Specifications – Single-level Feed-through Terminal Block			
Certifications	UL /CSA	IEC	ATEX
Voltage Rating	600V AC/DC	800V AC/DC	550V AC/DC
Maximum Current	20 A	24 A	19 A
Wire Range (Rated Cross Section)	28...12 AWG	2.5 mm ²	2.5 mm ²
Wire Strip Length	0.4 in. (10 mm)		
Density	59 pcs/ft (196 pcs/m)		
Housing Temperature Range	-76...+266°F (-60...+130 °C)		

Accessories		Cat. No.	Pkg. Qty.
Mounting Rails, End Barriers, End Anchors and Retainers			
Mounting Rail 1 m Symmetrical DIN	Steel	199-DR1	10
	Aluminum	1492-DR5	10
	Hi-Rise (Aluminum)	1492-DR6	2
	Angled (Steel)	1492-DR7	2
End Barriers	Gray	1492-EBPT3	20
	Blue	1492-EBPT3-B	20
End Retainer		1492-ERL35	20
		1492-ERP35	20
End Anchor DIN Rail	Normal Duty	1492-EAJ35	100
	Heavy Duty	1492-EAHJ35	50
	Normal Duty	1492-EAP35	50

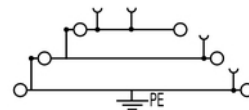
Accessories		Cat. No.	Pkg. Qty.
Center Jumpers⁽¹⁾			
2-pole	Orange	1492-CJP3-2	60
3-pole		1492-CJP3-3	20
4-pole		1492-CJP3-4	
5-pole		1492-CJP3-5	
6-pole		1492-CJP3-6	
7-pole		1492-CJP3-7	
8-pole		1492-CJP3-8	
9-pole		1492-CJP3-9	
10-pole		1492-CJP3-10	
20-pole		1492-CJP3-20	
50-pole		1492-CJP3-50	

Test Plugs			
Test Plugs	Start Test Plug	1492-PTPS	50
	Test Plug	1492-P3TPE	50

Marking Systems			
ClearMark Advanced and ClearPlot Basic Marker Cards	1492-MR5X8 (120/card)	5 cards	
ClearMultiprint Markers	1492-MT5X8 (800/roll)	1 roll	

(1) Available in orange as standard, to order other colors add the appropriate suffix to the catalog number listed: Blue =B, Red = RE. Example for a red 2-pole center jumper, the catalog number is 1492-CJP3-2-RE.

Wiring Diagram



IMPORTANT See [page 101](#) for ferrule selection.

Four-level Feed-through Terminal Blocks

1492-PQ3



Terminal Blocks—Dimensions (W x H x L): 5.1 x 88.5 x 107 mm

Color		Cat. No.	Pkg. Qty.
■	Gray	1492-PQ3	50
■	Gray	1492-PQ3-800	50

Specifications – Single-level Feed-through Terminal Block

Certifications	UL /CSA	IEC	ATEX
Voltage Rating, -PQ3	600V AC/DC	690V AC/DC	440V AC/DC
Voltage Rating, -PQ3-800	600V AC/DC	800V AC/DC	550V AC/DC
Maximum Current	20 A	22 A	19 A
Wire Range (Rated Cross Section)	28...12 AWG	2.5 mm ²	2.5 mm ²
Wire Strip Length	0.4 in. (10 mm)		
Density	59 pcs/ft (196 pcs/m)		
Housing Temperature Range	-76...+266°F (-60...+130 °C)		

Accessories	Cat. No.	Pkg. Qty.
-------------	----------	-----------

Mounting Rails, End Barriers, End Anchors and Retainers

Mounting Rail 1 m Symmetrical DIN	Steel	199-DR1	10
	Aluminum	1492-DR5	10
	Hi-Rise (Aluminum)	1492-DR6	2
	Angled (Steel)	1492-DR7	2
End Barriers	Gray	1492-EBPQ3	20
		Included as part of 1492-PQ3-800	
End Retainer		1492-ERL35	20
		1492-ERP35	20
End Anchor DIN Rail	Normal Duty	1492-EAJ35	100
	Heavy Duty	1492-EAHJ35	50
	Normal Duty	1492-EAP35	50

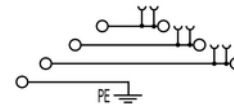
Accessories	Cat. No.	Pkg. Qty.
Center Jumpers⁽¹⁾		
2-pole	1492-CJP3-2	60
3-pole	1492-CJP3-3	20
4-pole	1492-CJP3-4	
5-pole	1492-CJP3-5	
6-pole	1492-CJP3-6	
7-pole	1492-CJP3-7	
8-pole	1492-CJP3-8	
9-pole	1492-CJP3-9	
10-pole	1492-CJP3-10	
20-pole	1492-CJP3-20	
50-pole	1492-CJP3-50	

Test Plugs			
Test Plugs	Start Test Plug	1492-PTPS	50
	Test Plug	1492-P3TPE	50

Marking Systems			
ClearMark Advanced and ClearPlot Basic Marker Cards	1492-MR5X8 (120/card)	5 cards	
ClearMultiprint Markers	1492-MT5X8 (800/roll)	1 roll	

(1) Available in orange as standard, to order other colors add the appropriate suffix to the catalog number listed: Blue =B, Red = RE. Example for a red 2-pole center jumper, the catalog number is 1492-CJP3-2-RE.


Wiring Diagram



IMPORTANT See [page 101](#) for ferrule selection.

Disconnect Terminal Blocks

1492-PKD3



Terminal Blocks—Dimensions (W x H x L): 5.1 x 37.65 x 77.5 mm

Color	Cat. No.	Pkg. Qty.	Color	Cat. No.	Pkg. Qty.
Gray	1492-PKD3	50	Blue	1492-PKD3-B	50

Specifications – Single-level Disconnect Terminal Block

Certifications	UL /CSA	IEC	ATEX
Voltage Rating	300V AC/DC	500V AC/DC	400V AC/DC
Maximum Current	20 A	20 A	20 A
Wire Range (Rated Cross Section)	28...12 AWG	2.5 mm ²	2.5 mm ²
Wire Strip Length	0.4 in. (10 mm)		
Density	59 pcs/ft (196 pcs/m)		
Housing Temperature Range	-76...+266°F (-60...+130 °C)		

Accessories	Cat. No.	Pkg. Qty.	
Mounting Rails, End Barriers, End Anchors and Retainers			
Mounting Rail 1 m Symmetrical DIN	Steel	199-DR1	10
	Aluminum	1492-DR5	10
	Hi-Rise (Aluminum)	1492-DR6	2
	Angled (Steel)	1492-DR7	2
End Barriers	Gray	1492-EBP30	50
	Blue	1492-EBP30-B	50
	Yellow	1492-EBP30-Y	50
End Retainer		1492-ERL35	20
		1492-ERP35	20
End Anchor DIN Rail	Normal Duty	1492-EAJ35	100
	Heavy Duty	1492-EAHJ35	50
	Normal Duty	1492-EAP35	50

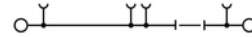
Accessories	Cat. No.	Pkg. Qty.
Center Jumpers⁽¹⁾		
2-pole	1492-CJP3-2	60
3-pole	1492-CJP3-3	20
4-pole	1492-CJP3-4	
5-pole	1492-CJP3-5	
6-pole	1492-CJP3-6	
7-pole	1492-CJP3-7	
8-pole	1492-CJP3-8	
9-pole	1492-CJP3-9	
10-pole	1492-CJP3-10	
20-pole	1492-CJP3-20	
50-pole	1492-CJP3-50	

Test Plugs			
Test Plugs	Start Test Plug	1492-PTPS	50
	Test Plug	1492-P3TPE	50

Marking Systems		
ClearMark Advanced and ClearPlot Basic Marker Cards	1492-MR5X8 (120/card)	5 cards
ClearMultiprint Markers	1492-MT5X8 (800/roll)	1 roll

(1) Available in orange as standard, to order other colors add the appropriate suffix to the catalog number listed: Blue =B, Red = RE. Example for a red 2-pole center jumper, the catalog number will be 1492-CJP3-2-RE.

Wiring Diagram



IMPORTANT See [page 101](#) for ferrule selection.

1492-PKD3T



Terminal Blocks—Dimensions (W x H x L): 5.1 x 37.65 x 84.5 mm					
Color	Cat. No.	Pkg. Qty.	Color	Cat. No.	Pkg. Qty.
Gray	1492-PKD3T	50	Blue	1492-PKD3T-B	50

Specifications – Single-level Feed-through Terminal Block			
Certifications	/CSA	IEC	ATEX
Voltage Rating	300V AC/DC	500V AC/DC	400V AC/DC
Maximum Current	20 A	20 A	20 A
Wire Range (Rated Cross Section)	28...12 AWG	2.5 mm ²	2.5 mm ²
Wire Strip Length	0.4 in. (10 mm)		
Density	59 pcs/ft (196 pcs/m)		
Housing Temperature Range	-76...+266°F (-60...+130 °C)		

Accessories		Cat. No.	Pkg. Qty.
Mounting Rails, End Barriers, End Anchors and Retainers			
Mounting Rail 1 m Symmetrical DIN	Steel	199-DR1	10
	Aluminum	1492-DR5	10
	Hi-Rise (Aluminum)	1492-DR6	2
	Angled (Steel)	1492-DR7	2
End Barriers	Gray	1492-EBPKD3T	50
	Blue	1492-EBPKD3T-B	50
End Retainer		1492-ERL35	20
		1492-ERP35	20
End Anchor DIN Rail	Normal Duty	1492-EAJ35	100
	Heavy Duty	1492-EAHJ35	50
	Normal Duty	1492-EAP35	50

Accessories	Cat. No.	Pkg. Qty.	
Center Jumpers⁽¹⁾			
2-pole	1492-CJP3-2	60	
3-pole	1492-CJP3-3	20	
4-pole	1492-CJP3-4		
5-pole	1492-CJP3-5		
6-pole	1492-CJP3-6		
7-pole	1492-CJP3-7		
8-pole	1492-CJP3-8		
9-pole	1492-CJP3-9		
10-pole	1492-CJP3-10		
20-pole	1492-CJP3-20		
50-pole	1492-CJP3-50		
Test Plugs			
Test Plugs	Start Test Plug	1492-PTPS	50
	Test Plug	1492-P3TPE	50
Marking Systems			
ClearMark Advanced and ClearPlot Basic Marker Cards	1492-MR5X8 (120/card)	5 cards	
ClearMultiprint Markers	1492-MT5X8 (800/roll)	1 roll	

(1) Available in orange as standard, to order other colors add the appropriate suffix to the catalog number listed: Blue =B, Red = RE. Example for a red 2-pole center jumper, the catalog number will be 1492-CJP3-2-RE.

Wiring Diagram



IMPORTANT See [page 101](#) for ferrule selection.

1492-PKD3Q



Terminal Blocks—Dimensions (W x H x L): 5.1 x 37.65 x 96 mm					
Color	Cat. No.	Pkg. Qty.	Color	Cat. No.	Pkg. Qty.
Gray	1492-PKD3Q	50	Blue	1492-PKD3Q-B	50

Specifications – Single-level Disconnect Terminal Block			
Certifications	UL /CSA	IEC	ATEX
Voltage Rating	300V AC/DC	500V AC/DC	400V AC/DC
Maximum Current	20 A	20 A	20 A
Wire Range (Rated Cross Section)	28...12 AWG	2.5 mm ²	2.5 mm ²
Wire Strip Length	0.4 in. (10 mm)		
Density	59 pcs/ft (196 pcs/m)		
Housing Temperature Range	-76...+266°F (-60...+130 °C)		

Accessories		Cat. No.	Pkg. Qty.
Mounting Rails, End Barriers, End Anchors and Retainers			
Mounting Rail 1 m Symmetrical DIN	Steel	199-DR1	10
	Aluminum	1492-DR5	10
	Hi-Rise (Aluminum)	1492-DR6	2
	Angled (Steel)	1492-DR7	2
End Barriers	Gray	1492-EBPKD3Q	50
	Blue	1492-EBPKD3Q-B	50
End Retainer		1492-ERL35	20
		1492-ERP35	20
End Anchor DIN Rail	Normal Duty	1492-EAJ35	100
	Heavy Duty	1492-EAHJ35	50
	Normal Duty	1492-EAP35	50

Accessories		Cat. No.	Pkg. Qty.
Center Jumpers⁽¹⁾			
2-pole	Orange	1492-CJP3-2	60
3-pole		1492-CJP3-3	20
4-pole		1492-CJP3-4	
5-pole		1492-CJP3-5	
6-pole		1492-CJP3-6	
7-pole		1492-CJP3-7	
8-pole		1492-CJP3-8	
9-pole		1492-CJP3-9	
10-pole		1492-CJP3-10	
20-pole		1492-CJP3-20	
50-pole		1492-CJP3-50	

Test Plugs			
Test Plugs	Start Test Plug	1492-PTPS	50
	Test Plug	1492-P3TPE	50

Marking Systems		
ClearMark Advanced and ClearPlot Basic Marker Cards	1492-MR5X8 (120/card) (120/card)	5 cards
ClearMultiprint Markers	1492-MT5X8 (800/roll)	1 roll


(1) Available in orange as standard, to order other colors add the appropriate suffix to the catalog number listed: Blue =B, Red = RE. Example for a red 2-pole center jumper, the catalog number will be 1492-CJP3-2-RE.



Wiring Diagram



IMPORTANT See [page 101](#) for ferrule selection.

1492-PKD4



Terminal Blocks—Dimensions (W x H x L): 6.1 x 41 x 74 mm					
Color	Cat. No.	Pkg. Qty.	Color	Cat. No.	Pkg. Qty.
 Gray	1492-PKD4	50	 Blue	1492-PKD4-B	50

Specifications – Single-level Disconnect Terminal Block			
Certifications	UL /CSA	IEC	ATEX
Voltage Rating	600V AC/DC	500V AC/DC	400V AC/DC
Maximum Current	20 A	24 A	20 A
Wire Range (Rated Cross Section)	26...10 AWG	4 mm ²	4 mm ²
Wire Strip Length	0.4 in. (10 mm)		
Density	49 pcs/ft (163 pcs/m)		
Housing Temperature Range	-76...+266°F (-60...+130 °C)		

Accessories	Cat. No.	Pkg. Qty.	
Mounting Rails, End Barriers, End Anchors and Retainers			
Mounting Rail 1 m Symmetrical DIN	Steel	199-DR1	10
	Aluminum	1492-DR5	10
	Hi-Rise (Aluminum)	1492-DR6	2
	Angled (Steel)	1492-DR7	2
End Barriers	Gray	1492-EBP4T	20
	Blue	1492-EBP4T-B	20
	Yellow	1492-EBP4T-Y	50
End Retainer		1492-ERL35	20
		1492-ERP35	20
End Anchor DIN Rail	Normal Duty	1492-EAJ35	100
	Heavy Duty	1492-EAHJ35	50
	Normal Duty	1492-EAP35	50

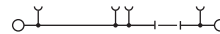
Accessories	Cat. No.	Pkg. Qty.
Center Jumpers⁽¹⁾		
2-pole	1492-CJP4-2	60
3-pole	1492-CJP4-3	20
4-pole	1492-CJP4-4	
5-pole	1492-CJP4-5	
6-pole	1492-CJP4-6	
7-pole	1492-CJP4-7	
8-pole	1492-CJP4-8	
9-pole	1492-CJP4-9	
10-pole	1492-CJP4-10	
50-pole	1492-CJP4-50	5

Test Plugs			
Test Plugs	Start Test Plug	1492-PTPS	50
	Test Plug	1492-P4TPE	50

Marking Systems		
ClearMark Advanced and ClearPlot Basic Marker Cards	1492-MR6X8 (120/card)	5 cards
ClearMultiprint Markers	1492-MT6X8 (600/roll)	1 roll

(1) Available in orange as standard, to order other colors add the appropriate suffix to the catalog number listed: Blue =B, Red = RE. Example for a red 2-pole center jumper, the catalog number will be 1492-CJP4-2-RE.

Wiring Diagram



IMPORTANT See [page 102](#) for ferrule selection.

1492-PDKD4



Terminal Blocks—Dimensions (W x H x L): 6.1 x 56.5 x 126.5 mm		
Color	Cat. No.	Pkg. Qty.
■ Gray	1492-PDKD4	50

Specifications – Double-level Disconnect Terminal Block			
Certifications	UL / CSA	IEC	ATEX
Voltage Rating	150V AC/DC	250V AC/DC	250V AC/DC
Maximum Current	25 A	20 A	20 A
Wire Range (Rated Cross Section)	26 AWG...10 AWG	4 mm ²	4 mm ²
Wire Strip Length	0.47 in. (12 mm)		
Density	49 pcs/ft (163 pcs/m)		
Housing Temperature Range	-76...+266°F (-60...+130 °C)		

Accessories		Cat. No.	Pkg. Qty.
Mounting Rails, End Barriers, End Anchors and Retainers			
Mounting Rail 1 m Symmetrical DIN	Steel	199-DR1	10
	Aluminum	1492-DR5	10
	Hi-Rise (Aluminum)	1492-DR6	2
	Angled (Steel)	1492-DR7	2
End Barriers	Gray	1492-EBPDFB4	20
End Retainer		1492-ERL35	20
		1492-ERP35	20
End Anchor DIN Rail	Normal Duty	1492-EAJ35	100
	Heavy Duty	1492-EAHJ35	50
	Normal Duty	1492-EAP35	50

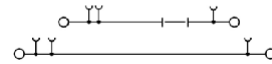
Accessories		Cat. No.	Pkg. Qty.
Center Jumpers⁽¹⁾			
2-pole	Orange	1492-CJP4-2	60
3-pole		1492-CJP4-3	20
4-pole		1492-CJP4-4	
5-pole		1492-CJP4-5	
6-pole		1492-CJP4-6	
7-pole		1492-CJP4-7	
8-pole		1492-CJP4-8	
9-pole		1492-CJP4-9	
10-pole		1492-CJP4-10	
50-pole			

Test Plugs			
Test Plugs	Start Test Plug	1492-PTPS	50
	Test Plug	1492-P4TPE	50

Marking Systems		
ClearMark Advanced and ClearPlot Basic Marker Cards	1492-MR6X8 (120/card)	5 cards
ClearMultiprint Markers	1492-MT6X8 (600/roll)	1 roll


(1) Available in orange as standard, to order other colors add the appropriate suffix to the catalog number listed: Blue =B, Red = RE. Example for a red 2-pole center jumper, the catalog number will be 1492-CJP4-2-RE.

Wiring Diagram



IMPORTANT See [page 102](#) for ferrule selection.

1492-PDGKD4



Terminal Blocks—Dimensions (W x H x L): 6.1 x 56.5 x 126.5 mm

Color	Cat. No.	Pkg. Qty.
■ Gray	1492-PDGKD4	50

Specifications – Double-level Disconnect Terminal Block

Certifications	UL /CSA	IEC	ATEX
Voltage Rating	150V AC/DC	250V AC/DC	250V AC/DC
Maximum Current	25 A	20 A	20 A
Wire Range (Rated Cross Section)	26 AWG...10 AWG	4 mm ²	4 mm ²
Wire Strip Length	0.47 in. (12 mm)		
Density	49 pcs/ft (163 pcs/m)		
Housing Temperature Range	-76...+266°F (-60...+130 °C)		

Accessories	Cat. No.	Pkg. Qty.	
Mounting Rails, End Barriers, End Anchors and Retainers			
Mounting Rail 1 m Symmetrical DIN	Steel	199-DR1	10
	Aluminum	1492-DR5	10
	Hi-Rise (Aluminum)	1492-DR6	2
	Angled (Steel)	1492-DR7	2
End Barriers	Gray	1492-EBPDFB4	20
End Retainer		1492-ERL35	20
		1492-ERP35	20
End Anchor DIN Rail	Normal Duty	1492-EAJ35	100
	Heavy Duty	1492-EAHJ35	50
	Normal Duty	1492-EAP35	50

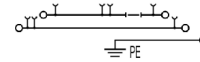
Accessories	Cat. No.	Pkg. Qty.	
Center Jumpers⁽¹⁾			
2-pole	1492-CJP4-2	60	
3-pole	1492-CJP4-3	20	
4-pole	1492-CJP4-4		
5-pole	1492-CJP4-5		
6-pole	1492-CJP4-6		
7-pole	1492-CJP4-7		
8-pole	1492-CJP4-8		
9-pole	1492-CJP4-9		
10-pole	1492-CJP4-10		
50-pole	1492-CJP4-50		5

Test Plugs			
Test Plugs	Start Test Plug	1492-PTPS	50
	Test Plug	1492-P4TPE	50

Marking Systems		
ClearMark Advanced and ClearPlot Basic Marker Cards	1492-MR6X8 (120/card)	5 cards
ClearMultiprint Markers	1492-MT6X8 (600/roll)	1 roll

(1) Available in orange as standard, to order other colors add the appropriate suffix to the catalog number listed: Blue =B, Red = RE. Example for a red 2-pole center jumper, the catalog number will be 1492-CJP4-2-RE.

Wiring Diagram



IMPORTANT See [page 102](#) for ferrule selection.

Sensor Terminal Blocks

1492-PS2-2



Terminal Blocks—Dimensions (W x H x L): 3.5 x 42 x 80 mm		
Color	Cat. No.	Pkg. Qty.
■ Grey	1492-PS2-2	100

Specifications – Sensor Terminal Block			
Certifications	UL / CSA	IEC	ATEX
Voltage Rating	150V AC/DC	250V AC/DC	220V AC/DC
Maximum Current	13 A	13.5 A	12 A
Wire Range (Rated Cross Section)	26...14 AWG	1.5 mm ²	1.5 mm ²
Wire Strip Length	0.31 in. (8 mm)		
Density	87 pcs/ft (285 pcs/m)		
Housing Temperature Range	-76...266°F (-60...130 °C)		

Accessories	Cat. No.	Pkg. Qty.	
Mounting Rails, End Barriers, End Anchors and Retainers			
Mounting Rail 1 m Symmetrical DIN	Steel	199-DR1	10
	Aluminum	1492-DR5	10
	Hi-Rise (Aluminum)	1492-DR6	2
	Angled (Steel)	1492-DR7	2
End Barriers	Grey	1492-EBPS-3	50
End Retainer		1492-ERL35	20
		1492-ERP35	20
End Anchor DIN Rail	Normal Duty	1492-EAJ35	100
	Heavy Duty	1492-EAHJ35	50
	Normal Duty	1492-EAP35	50

Accessories	Cat. No.	Pkg. Qty.	
Center Jumpers⁽¹⁾			
2-pole	Blue	1492-CJP2-2-B	20
	Red	1492-CJP2-2-RE	20
3-pole	Blue	1492-CJP2-3-B	20
	Red	1492-CJP2-3-RE	20
4-pole	Blue	1492-CJP2-4-B	20
	Red	1492-CJP2-4-RE	20
5-pole	Blue	1492-CJP2-5-B	20
	Red	1492-CJP2-5-RE	20
6-pole	Blue	1492-CJP2-6-B	20
	Red	1492-CJP2-6-RE	20
7-pole	Blue	1492-CJP2-7-B	20
	Red	1492-CJP2-7-RE	20
8-pole	Blue	1492-CJP2-8-B	20
	Red	1492-CJP2-8-RE	20
9-pole	Blue	1492-CJP2-9-B	20
	Red	1492-CJP2-9-RE	20
10-pole	Blue	1492-CJP2-10-B	20
	Red	1492-CJP2-10-RE	20
20-pole	Blue	1492-CJP2-20-B	20
	Red	1492-CJP2-20-RE	20
50-pole	Blue	1492-CJP2-50-B	20
	Red	1492-CJP2-50-RE	20

Test Plugs			
Test Plugs	Start Test Plug	1492-PTPS	50
	Test Plug	1492-P2TPE	50

Marking Systems		
ClearMark Advanced and ClearPlot Basic Marker Cards	1492-MR3X10 (192/card)	5 cards
ClearMultiprint Markers	1492-MT3X8 (1000/roll)	1 roll


(1) Available in orange, to order remove the -B or RE suffix from the catalog number. Example for an orange 2-pole center jumper, the catalog number will be 1492-CJP2-2.


Wiring Diagram




IMPORTANT See [page 100](#) for ferrule selection.

1492-PS2-3



Terminal Blocks—Dimensions (W x H x L): 3.5 x 42 x 80 mm		
Color	Cat. No.	Pkg. Qty.
 Grey	1492-PS2-3	100

Specifications – Sensor Terminal Block			
Certifications	 /CSA	IEC	ATEX
Voltage Rating	150V AC/DC	250V AC/DC	220V AC/DC
Maximum Current	13 A	13.5 A	12 A
Wire Range (Rated Cross Section)	26...14 AWG	1.5 mm ²	1.5 mm ²
Wire Strip Length	0.31 in. (8 mm)		
Density	87 pcs/ft (285 pcs/m)		
Housing Temperature Range	-76...266°F (-60...130 °C)		

Accessories		Cat. No.	Pkg. Qty.
Mounting Rails, End Barriers, End Anchors and Retainers			
Mounting Rail 1 m Symmetrical DIN	Steel	199-DR1	10
	Aluminum	1492-DR5	10
	Hi-Rise (Aluminum)	1492-DR6	2
	Angled (Steel)	1492-DR7	2
End Barriers	Grey	1492-EBPS-3	50
End Retainer		1492-ERL35	20
		1492-ERP35	20
End Anchor DIN Rail	Normal Duty	1492-EAJ35	100
	Heavy Duty	1492-EAHJ35	50
	Normal Duty	1492-EAP35	50

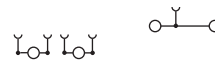
Accessories		Cat. No.	Pkg. Qty.
Center Jumpers⁽¹⁾			
2-pole	Blue	1492-CJP2-2-B	20
	Red	1492-CJP2-2-RE	20
3-pole	Blue	1492-CJP2-3-B	20
	Red	1492-CJP2-3-RE	20
4-pole	Blue	1492-CJP2-4-B	20
	Red	1492-CJP2-4-RE	20
5-pole	Blue	1492-CJP2-5-B	20
	Red	1492-CJP2-5-RE	20
6-pole	Blue	1492-CJP2-6-B	20
	Red	1492-CJP2-6-RE	20
7-pole	Blue	1492-CJP2-7-B	20
	Red	1492-CJP2-7-RE	20
8-pole	Blue	1492-CJP2-8-B	20
	Red	1492-CJP2-8-RE	20
9-pole	Blue	1492-CJP2-9-B	20
	Red	1492-CJP2-9-RE	20
10-pole	Blue	1492-CJP2-10-B	20
	Red	1492-CJP2-10-RE	20
20-pole	Blue	1492-CJP2-20-B	20
	Red	1492-CJP2-20-RE	20
50-pole	Blue	1492-CJP2-50-B	20
	Red	1492-CJP2-50-RE	20

Test Plugs			
Test Plugs	Start Test Plug	1492-PTPS	50
	Test Plug	1492-P2TPE	50

Marking Systems		
ClearMark Advanced and ClearPlot Basic Marker Cards	1492-MR3X10 (192/card)	5 cards
ClearMultiprint Markers	1492-MT3X8 (1000/roll)	1 roll


(1) Available in orange, to order remove the -B or RE suffix from the catalog number. Example for an orange 2-pole center jumper, the catalog number will be 1492-CJP2-2.

Wiring Diagram



IMPORTANT See [page 100](#) for ferrule selection.

1492-PSG2-3

**Terminal Blocks—Dimensions (W x H x L): 3.5 x 42 x 80 mm**

Color	Cat. No.	Pkg. Qty.
■ Grey	1492-PSG2-3	100

Specifications – Sensor with Grounding Terminal Block

Certifications	UL /CSA	IEC	ATEX
Voltage Rating	150V AC/DC	250V AC/DC	220V AC/DC
Maximum Current	13 A	13.5 A	12 A
Wire Range (Rated Cross Section)	26...14 AWG	1.5 mm ²	1.5 mm ²
Wire Strip Length	0.31 in. (8 mm)		
Density	87 pcs/ft (285 pcs/m)		
Housing Temperature Range	-76...266°F (-60...130 °C)		

Accessories	Cat. No.	Pkg. Qty.	
Mounting Rails, End Barriers, End Anchors and Retainers			
Mounting Rail 1 m Symmetrical DIN	Steel	199-DR1	10
	Aluminum	1492-DR5	10
	Hi-Rise (Aluminum)	1492-DR6	2
	Angled (Steel)	1492-DR7	2
End Barriers	Grey	1492-EBPS-3	50
End Retainer		1492-ERL35	20
		1492-ERP35	20
End Anchor DIN Rail	Normal Duty	1492-EAJ35	100
	Heavy Duty	1492-EAHJ35	50
	Normal Duty	1492-EAP35	50

Accessories	Cat. No.	Pkg. Qty.	
Center Jumpers⁽¹⁾			
2-pole	Blue	1492-CJP2-2-B	20
	Red	1492-CJP2-2-RE	20
3-pole	Blue	1492-CJP2-3-B	20
	Red	1492-CJP2-3-RE	20
4-pole	Blue	1492-CJP2-4-B	20
	Red	1492-CJP2-4-RE	20
5-pole	Blue	1492-CJP2-5-B	20
	Red	1492-CJP2-5-RE	20
6-pole	Blue	1492-CJP2-6-B	20
	Red	1492-CJP2-6-RE	20
7-pole	Blue	1492-CJP2-7-B	20
	Red	1492-CJP2-7-RE	20
8-pole	Blue	1492-CJP2-8-B	20
	Red	1492-CJP2-8-RE	20
9-pole	Blue	1492-CJP2-9-B	20
	Red	1492-CJP2-9-RE	20
10-pole	Blue	1492-CJP2-10-B	20
	Red	1492-CJP2-10-RE	20
20-pole	Blue	1492-CJP2-20-B	20
	Red	1492-CJP2-20-RE	20
50-pole	Blue	1492-CJP2-50-B	20
	Red	1492-CJP2-50-RE	20

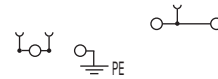
Test Plugs

Test Plugs	Start Test Plug	Test Plug
	1492-PTPS	50
	1492-P2TPE	50

Marking Systems


ClearMark Advanced and ClearPlot Basic Marker Cards	1492-MR3X10 (192/card)	5 cards
ClearMultiprint Markers	1492-MT3X8 (1000/roll)	1 roll

(1) Available in orange, to order remove the -B or RE suffix from the catalog number. Example for an orange 2-pole center jumper, the catalog number will be 1492-CJP2-2.

Wiring Diagram

IMPORTANT See [page 100](#) for ferrule selection.

1492-PS2-4



Terminal Blocks—Dimensions (W x H x L): 3.5 x 49.5 x 110 mm

Color	Cat. No.	Pkg. Qty.
■ Grey	1492-PS2-4	100

Specifications – Sensor Terminal Block

Certifications	UL /CSA	IEC	ATEX
Voltage Rating	150V AC/DC	250V AC/DC	220V AC/DC
Maximum Current	13 A	13.5 A	12 A
Wire Range (Rated Cross Section)	26...14 AWG	1.5 mm ²	1.5 mm ²
Wire Strip Length	0.31 in. (8 mm)		
Density	87 pcs/ft (285 pcs/m)		
Housing Temperature Range	-76...266°F (-60...130 °C)		

Accessories	Cat. No.	Pkg. Qty.
-------------	----------	-----------

Mounting Rails, End Barriers, End Anchors and Retainers

Mounting Rail 1 m Symmetrical DIN	Steel	199-DR1	10
	Aluminum	1492-DR5	10
	Hi-Rise (Aluminum)	1492-DR6	2
	Angled (Steel)	1492-DR7	2
End Barriers	Grey	1492-EBPS-4	50
End Retainer		1492-ERL35	20
		1492-ERP35	20
End Anchor DIN Rail	Normal Duty	1492-EAJ35	100
	Heavy Duty	1492-EAHJ35	50
	Normal Duty	1492-EAP35	50

Accessories		Cat. No.	Pkg. Qty.
Center Jumpers⁽¹⁾			
2-pole	Blue	1492-CJP2-2-B	20
	Red	1492-CJP2-2-RE	20
3-pole	Blue	1492-CJP2-3-B	20
	Red	1492-CJP2-3-RE	20
4-pole	Blue	1492-CJP2-4-B	20
	Red	1492-CJP2-4-RE	20
5-pole	Blue	1492-CJP2-5-B	20
	Red	1492-CJP2-5-RE	20
6-pole	Blue	1492-CJP2-6-B	20
	Red	1492-CJP2-6-RE	20
7-pole	Blue	1492-CJP2-7-B	20
	Red	1492-CJP2-7-RE	20
8-pole	Blue	1492-CJP2-8-B	20
	Red	1492-CJP2-8-RE	20
9-pole	Blue	1492-CJP2-9-B	20
	Red	1492-CJP2-9-RE	20
10-pole	Blue	1492-CJP2-10-B	20
	Red	1492-CJP2-10-RE	20
20-pole	Blue	1492-CJP2-20-B	20
	Red	1492-CJP2-20-RE	20
50-pole	Blue	1492-CJP2-50-B	20
	Red	1492-CJP2-50-RE	20

Test Plugs

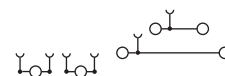
Test Plugs	Start Test Plug	1492-PTPS	50
	Test Plug	1492-P2TPE	50

Marking Systems


ClearMark Advanced and ClearPlot Basic Marker Cards	1492-MR3X10 (192/card)	5 cards
ClearMultiprint Markers	1492-MT3X8 (1000/roll)	1 roll

(1) Available in orange. To order, remove the -B or RE suffix from the catalog number. Example for an orange 2-pole center jumper, the catalog number will be 1492-CJP2-2.

Wiring Diagram



IMPORTANT See [page 100](#) for ferrule selection.

1492-PSG2-4**Terminal Blocks—Dimensions (W x H x L): 3.5 x 45x 89 mm**

Color	Cat. No.	Pkg. Qty.
■ Grey	1492-PSG2-4	100

Specifications – Sensor with Grounding Terminal Block

Certifications	UL /CSA	IEC	ATEX
Voltage Rating	150V AC/DC	250V AC/DC	220V AC/DC
Maximum Current	13 A	13.5 A	12 A
Wire Range (Rated Cross Section)	26...14 AWG	1.5 mm ²	1.5 mm ²
Wire Strip Length	0.31 in. (8 mm)		
Density	87 pcs/ft (285 pcs/m)		
Housing Temperature Range	-76...266°F (-60...130 °C)		

Accessories	Cat. No.	Pkg. Qty.	
Mounting Rails, End Barriers, End Anchors and Retainers			
Mounting Rail 1 m Symmetrical DIN	Steel	199-DR1	10
	Aluminum	1492-DR5	10
	Hi-Rise (Aluminum)	1492-DR6	2
	Angled (Steel)	1492-DR7	2
End Barriers	Grey	1492-EBPGS-4	50
End Retainer		1492-ERL35	20
		1492-ERP35	20
End Anchor DIN Rail	Normal Duty	1492-EAJ35	100
	Heavy Duty	1492-EAHJ35	50
	Normal Duty	1492-EAP35	50

Accessories	Cat. No.	Pkg. Qty.	
Center Jumpers⁽¹⁾			
2-pole	Blue	1492-CJP2-2-B	20
	Red	1492-CJP2-2-RE	20
3-pole	Blue	1492-CJP2-3-B	20
	Red	1492-CJP2-3-RE	20
4-pole	Blue	1492-CJP2-4-B	20
	Red	1492-CJP2-4-RE	20
5-pole	Blue	1492-CJP2-5-B	20
	Red	1492-CJP2-5-RE	20
6-pole	Blue	1492-CJP2-6-B	20
	Red	1492-CJP2-6-RE	20
7-pole	Blue	1492-CJP2-7-B	20
	Red	1492-CJP2-7-RE	20
8-pole	Blue	1492-CJP2-8-B	20
	Red	1492-CJP2-8-RE	20
9-pole	Blue	1492-CJP2-9-B	20
	Red	1492-CJP2-9-RE	20
10-pole	Blue	1492-CJP2-10-B	20
	Red	1492-CJP2-10-RE	20
20-pole	Blue	1492-CJP2-20-B	20
	Red	1492-CJP2-20-RE	20
50-pole	Blue	1492-CJP2-50-B	20
	Red	1492-CJP2-50-RE	20

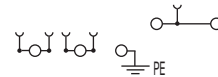
Test Plugs

Test Plugs	Start Test Plug	Test Plug
	1492-PTPS	50
	1492-P2TPE	50

Marking Systems

ClearMark Advanced and ClearPlot Basic Marker Cards	1492-MR3X10 (192/card)	5 cards
ClearMultiprint Markers	1492-MT3X8 (1000/roll)	1 roll

(1) Available in orange, to order remove the -B or RE suffix from the catalog number. Example for an orange 2-pole center jumper, the catalog number will be 1492-CJP2-2.


Wiring Diagram

IMPORTANT See [page 100](#) for ferrule selection.

Control Power Distribution Terminal Blocks

1492-P6PD2S-1B



Terminal Blocks—Dimensions (W x H x L): 8.1 x 48 x 85.5 mm		
Color	Cat. No.	Pkg. Qty.
 Grey	1492-P6PD2S-1B	20

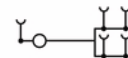
Specifications – Control Power Distribution Terminal Block			
Certifications	UL / CSA	IEC	ATEX
Voltage Rating	300V AC/DC	500V AC/DC	550V AC/DC
Maximum Current	36 A	41 A	33 A
Wire Range (Rated Cross Section)	22...8 AWG	6 mm ²	6 mm ²
Wire Strip Length	0.47 in. (12 mm)		
Density	37 pcs/ft (123 pcs/m)		
Housing Temperature Range	-76...266°F (-60...130 °C)		

Accessories	Cat. No.	Pkg. Qty.	
Mounting Rails, End Barriers, End Anchors and Retainers			
Mounting Rail 1 m Symmetrical DIN	Steel	199-DR1	10
	Aluminum	1492-DR5	10
	Hi-Rise (Aluminum)	1492-DR6	2
	Angled (Steel)	1492-DR7	2
End Barriers	Grey	1492-EBP6PD2	20
End Retainer		1492-ERL35	20
		1492-ERP35	20
End Anchor DIN Rail	Normal Duty	1492-EAJ35	100
	Heavy Duty	1492-EAHJ35	50
	Normal Duty	1492-EAP35	50

Accessories	Cat. No.	Pkg. Qty.	
Center Jumpers⁽¹⁾			
2-pole	1492-CJP2-2-B	20	
3-pole	1492-CJP2-3-B		
4-pole	1492-CJP2-4-B		
5-pole	1492-CJP2-5-B		
6-pole	1492-CJP2-6-B		
7-pole	1492-CJP2-7-B		
8-pole	1492-CJP2-8-B		
9-pole	1492-CJP2-9-B		
10-pole	1492-CJP2-10-B		
20-pole	1492-CJP2-20-B		
50-pole	1492-CJP2-50-B		
Test Plugs			
Test Plugs	Start Test Plug	1492-PTPS	50
Marking Systems			
ClearMark Advanced and ClearPlot Basic Marker Cards	1492-MR8X10 (84/card)	5 cards	
ClearMultiprint Markers	1492-MT8X8 (500/roll)	1 roll	


(1) Available in orange, to order remove the -B suffix from the catalog number. Example for an orange 2-pole center jumper, the catalog number will be 1492-CJP2-2.


Wiring Diagram




IMPORTANT See [page 103](#) for ferrule selection.

1492-P6PD2S-1RE



Terminal Blocks—Dimensions (W x H x L): 8.1 x 48 x 85.5 mm		
Color	Cat. No.	Pkg. Qty.
 Grey	1492-P6PD2S-1RE	20

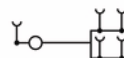
Specifications – Control Power Distribution Terminal Block			
Certifications	 /CSA	IEC	ATEX
Voltage Rating	300V AC/DC	500V AC/DC	550V AC/DC
Maximum Current	36 A	41 A	33 A
Wire Range (Rated Cross Section)	22...8 AWG	6 mm ²	6 mm ²
Wire Strip Length	0.47 in. (12 mm)		
Density	37 pcs/ft (123 pcs/m)		
Housing Temperature Range	-76...266°F (-60...130 °C)		

Accessories	Cat. No.	Pkg. Qty.	
Mounting Rails, End Barriers, End Anchors and Retainers			
Mounting Rail 1 m Symmetrical DIN	Steel	199-DR1	10
	Aluminum	1492-DR5	10
	Hi-Rise (Aluminum)	1492-DR6	2
	Angled (Steel)	1492-DR7	2
End Barriers	Grey	1492-EBP6PD2	20
End Retainer		1492-ERL35	20
		1492-ERP35	20
End Anchor DIN Rail	Normal Duty	1492-EAJ35	100
	Heavy Duty	1492-EAHJ35	50
	Normal Duty	1492-EAP35	50

Accessories	Cat. No.	Pkg. Qty.	
Center Jumpers⁽¹⁾			
2-pole	1492-CJP2-2-RE	20	
3-pole	1492-CJP2-3-RE		
4-pole	1492-CJP2-4-RE		
5-pole	1492-CJP2-5-RE		
6-pole	1492-CJP2-6-RE		
7-pole	1492-CJP2-7-RE		
8-pole	1492-CJP2-8-RE		
9-pole	1492-CJP2-9-RE		
10-pole	1492-CJP2-10-RE		
20-pole	1492-CJP2-20-RE		
50-pole	1492-CJP2-50-RE		
Test Plugs			
Test Plugs	Start Test Plug	1492-PTPS	50
Marking Systems			
ClearMark Advanced and ClearPlot Basic Marker Cards	1492-MR8X10 (84/card)	5 cards	
ClearMultiprint Markers	1492-MT8X8 (500/roll)	1 roll	

(1) Available in orange, to order remove the -RE suffix from the catalog number. Example for an orange 2-pole center jumper, the catalog number will be 1492-CJP2-2.


Wiring Diagram




IMPORTANT See [page 103](#) for ferrule selection.

1492-PG6PD2S



Terminal Blocks—Dimensions (W x H x L): 8.1 x 48 x 85.5 mm		
Color	Cat. No.	Pkg. Qty.
 Grey	1492-PG6PD2S	20

Specifications – Control Power Distribution with Grounding Terminal Block			
Certifications	 /CSA	IEC	ATEX
Voltage Rating	300V AC/DC	500V AC/DC	550V AC/DC
Wire Range (Rated Cross Section)	22...8 AWG	6 mm ²	6 mm ²
Wire Strip Length	0.47 in. (12 mm)		
Density	37 pcs/ft (123 pcs/m)		
Housing Temperature Range	-76...266°F (-60...130 °C)		

Accessories	Cat. No.	Pkg. Qty.	
Mounting Rails, End Barriers, End Anchors and Retainers			
Mounting Rail 1 m Symmetrical DIN	Steel	199-DR1	10
	Aluminum	1492-DR5	10
	Hi-Rise (Aluminum)	1492-DR6	2
	Angled (Steel)	1492-DR7	2
End Barriers	Grey	1492-EBP6PD2	20
End Retainer		1492-ERL35	20
		1492-ERP35	20
End Anchor DIN Rail	Normal Duty	1492-EAJ35	100
	Heavy Duty	1492-EAHJ35	50
	Normal Duty	1492-EAP35	50

Accessories	Cat. No.	Pkg. Qty.	
Center Jumpers⁽¹⁾			
2-pole	1492-CJP2-2-B	20	
3-pole	1492-CJP2-3-B		
4-pole	1492-CJP2-4-B		
5-pole	1492-CJP2-5-B		
6-pole	1492-CJP2-6-B		
7-pole	1492-CJP2-7-B		
8-pole	1492-CJP2-8-B		
9-pole	1492-CJP2-9-B		
10-pole	1492-CJP2-10-B		
20-pole	1492-CJP2-20-B		
50-pole	1492-CJP2-50-B		
Test Plugs			
Test Plugs	Start Test Plug	1492-PTPS	50
Marking Systems			
ClearMark Advanced and ClearPlot Basic Marker Cards	1492-MR8X10 (84/card)	5 cards	
ClearMultiprint Markers	1492-MT8X8 (500/roll)	1 roll	


(1) Available in orange, to order remove the -B suffix from the catalog number. Example for an orange 2-pole center jumper, the catalog number will be 1492-CJP2-2.


Wiring Diagram



IMPORTANT See [page 103](#) for ferrule selection.

1492-P6PD2E-6B



Terminal Blocks—Dimensions (W x H x L): 3.5x 48 x 85.5 mm		
Color	Cat. No.	Pkg. Qty.
 Grey	1492-P6PD2E-6B	50

Specifications – Control Power Distribution Terminal Block			
Certifications	UL /CSA	IEC	ATEX
Voltage Rating	300V AC/DC	500V AC/DC	550V AC/DC
Maximum Current	13 A	17.5 A	13 A
Wire Range (Rated Cross Section)	26...14 AWG	1.5 mm ²	1.5 mm ²
Wire Strip Length	0.31 in. (8 mm)		
Density	87 pcs/ft (285 pcs/m)		
Housing Temperature Range	-76...266°F (-60...130 °C)		

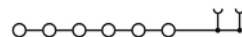
Accessories	Cat. No.	Pkg. Qty.	
Mounting Rails, End Barriers, End Anchors and Retainers			
Mounting Rail 1 m Symmetrical DIN	Steel	199-DR1	10
	Aluminum	1492-DR5	10
	Hi-Rise (Aluminum)	1492-DR6	2
	Angled (Steel)	1492-DR7	2
End Barriers	Grey	1492-EBP6PD2	20
End Retainer		1492-ERL35	20
		1492-ERP35	20
End Anchor DIN Rail	Normal Duty	1492-EAJ35	100
	Heavy Duty	1492-EAHJ35	50
	Normal Duty	1492-EAP35	50

Accessories	Cat. No.	Pkg. Qty.
Center Jumpers⁽¹⁾		
2-pole	1492-CJP2-2-B	20
3-pole	1492-CJP2-3-B	
4-pole	1492-CJP2-4-B	
5-pole	1492-CJP2-5-B	
6-pole	1492-CJP2-6-B	
7-pole	1492-CJP2-7-B	
8-pole	1492-CJP2-8-B	
9-pole	1492-CJP2-9-B	
10-pole	1492-CJP2-10-B	
20-pole	1492-CJP2-20-B	
50-pole	1492-CJP2-50-B	

Marking Systems		
ClearMark Advanced and ClearPlot Basic Marker Cards	1492-MR3X10 (192/card)	5 cards
ClearMultiprint Markers	1492-MT3X8 (1000/roll)	1 roll

(1) Available in orange, to order remove the -B suffix from the catalog number. Example for an orange 2-pole center jumper, the catalog number will be 1492-CJP2-2.

Wiring Diagram



IMPORTANT See [page 100](#) for ferrule selection.

1492-P6PD2E-6RE



Terminal Blocks—Dimensions (W x H x L): 3.5x 48 x 85.5 mm			
Color		Cat. No.	Pkg. Qty.
	Grey	1492-P6PD2E-6RE	50

Specifications – Control Power Distribution Terminal Block			
Certifications	UL /CSA	IEC	ATEX
Voltage Rating	300V AC/DC	500V AC/DC	550V AC/DC
Maximum Current	13 A	17.5 A	13 A
Wire Range (Rated Cross Section)	26...14 AWG	1.5 mm ²	1.5 mm ²
Wire Strip Length	0.31 in. (8 mm)		
Density	87 pcs/ft (285 pcs/m)		
Housing Temperature Range	-76...266°F (-60...130 °C)		

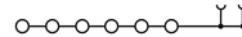
Accessories	Cat. No.	Pkg. Qty.	
Mounting Rails, End Barriers, End Anchors and Retainers			
Mounting Rail 1 m Symmetrical DIN	Steel	199-DR1	10
	Aluminum	1492-DR5	10
	Hi-Rise (Aluminum)	1492-DR6	2
	Angled (Steel)	1492-DR7	2
End Barriers	Grey	1492-EBP6PD2	20
End Retainer		1492-ERL35	20
		1492-ERP35	20
End Anchor DIN Rail	Normal Duty	1492-EAJ35	100
	Heavy Duty	1492-EAHJ35	50
	Normal Duty	1492-EAP35	50

Accessories	Cat. No.	Pkg. Qty.
Center Jumpers⁽¹⁾		
2-pole	1492-CJP2-2-RE	20
3-pole	1492-CJP2-3-RE	
4-pole	1492-CJP2-4-RE	
5-pole	1492-CJP2-5-RE	
6-pole	1492-CJP2-6-RE	
7-pole	1492-CJP2-7-RE	
8-pole	1492-CJP2-8-RE	
9-pole	1492-CJP2-9-RE	
10-pole	1492-CJP2-10-RE	
20-pole	1492-CJP2-20-RE	
50-pole	1492-CJP2-50-RE	

Marking Systems		
ClearMark Advanced and ClearPlot Basic Marker Cards	1492-MR3X10 (192/card)	5 cards
ClearMultiprint Markers	1492-MT3X8 (1000/roll)	1 roll


(1) Available in orange, to order remove the -RE suffix from the catalog number. Example for an orange 2-pole center jumper, the catalog number will be 1492-CJP2-2.

Wiring Diagram



IMPORTANT See [page 100](#) for ferrule selection.

1492-P6PD2S-1B1RE

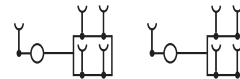


Terminal Blocks—Dimensions (W x H x L): 8.1 x 48 x 96 mm			
Color	Cat. No.	Pkg. Qty.	
■ Grey	1492-P6PD2S-1B1RE	20	
Specifications – Control Power Distribution Terminal Block			
Certifications	UL /CSA	IEC	ATEX
Voltage Rating	150V AC/DC	250V AC/DC	220V AC/DC
Maximum Current	36 A	41 A	33 A
Wire Range (Rated Cross Section)	22...8 AWG	6 mm ²	6 mm ²
Wire Strip Length	0.47 in. (12 mm)		
Density	37 pcs/ft (123 pcs/m)		
Housing Temperature Range	-76...266°F (-60...130 °C)		
Accessories	Cat. No.	Pkg. Qty.	
Mounting Rails, End Barriers, End Anchors and Retainers			
Mounting Rail 1 m Symmetrical DIN	Steel	199-DR1	10
	Aluminum	1492-DR5	10
	Hi-Rise (Aluminum)	1492-DR6	2
	Angled (Steel)	1492-DR7	2
End Barriers	Grey	1492-EBP6PD2-BRE	20
End Retainer		1492-ERL35	20
		1492-ERP35	20
End Anchor DIN Rail	Normal Duty	1492-EAJ35	100
	Heavy Duty	1492-EAHJ35	50
	Heavy Duty	1492-EAP35	50

Accessories	Cat. No.	Pkg. Qty.	
Center Jumpers ⁽¹⁾			
2-pole	Blue	1492-CJP2-2-B	20
	Red	1492-CJP2-2-RE	20
3-pole	Blue	1492-CJP2-3-B	20
	Red	1492-CJP2-3-RE	20
4-pole	Blue	1492-CJP2-4-B	20
	Red	1492-CJP2-4-RE	20
5-pole	Blue	1492-CJP2-5-B	20
	Red	1492-CJP2-5-RE	20
6-pole	Blue	1492-CJP2-6-B	20
	Red	1492-CJP2-6-RE	20
7-pole	Blue	1492-CJP2-7-B	20
	Red	1492-CJP2-7-RE	20
8-pole	Blue	1492-CJP2-8-B	20
	Red	1492-CJP2-8-RE	20
9-pole	Blue	1492-CJP2-9-B	20
	Red	1492-CJP2-9-RE	20
10-pole	Blue	1492-CJP2-10-B	20
	Red	1492-CJP2-10-RE	20
20-pole	Blue	1492-CJP2-20-B	20
	Red	1492-CJP2-20-RE	20
50-pole	Blue	1492-CJP2-50-B	20
	Red	1492-CJP2-50-RE	20
Test Plugs			
Test Plugs	Start Test Plug	1492-PTPS	50
Marking Systems			
ClearMark Advanced and ClearPlot Basic Marker Cards		1492-MR8X10 (84/card)	5 cards
ClearMultiprint Markers		1492-MT8X8 (600/roll)	1 roll


(1) Available in orange, to order remove the -B or RE suffix from the catalog number. Example for an orange 2-pole center jumper, the catalog number will be 1492-CJP2-2.

Wiring Diagram



IMPORTANT See [page 103](#) for ferrule selection.

1492-P6PD2S-1RE1G



Terminal Blocks—Dimensions (W x H x L): 8.1 x 48 x 96 mm		
Color	Cat. No.	Pkg. Qty.
■ Grey	1492-P6PD2S-1RE1G	20

Specifications – Control Power Distribution with Grounding Terminal Block			
Certifications	UL /CSA	IEC	ATEX
Voltage Rating	150V AC/DC	250V AC/DC	220V AC/DC
Maximum Current	36 A	41 A	33 A
Wire Range (Rated Cross Section)	22...8 AWG	6 mm ²	6 mm ²
Wire Strip Length	0.47 in. (12 mm)		
Density	37 pcs/ft (123 pcs/m)		
Housing Temperature Range	-76...266°F (-60...130 °C)		

Accessories		Cat. No.	Pkg. Qty.
Mounting Rails, End Barriers, End Anchors and Retainers			
Mounting Rail 1 m Symmetrical DIN	Steel	199-DR1	10
	Aluminum	1492-DR5	10
	Hi-Rise (Aluminum)	1492-DR6	2
	Angled (Steel)	1492-DR7	2
End Barriers	Grey	1492-EBP6PD2-BRE	20
End Retainer		1492-ERL35	20
		1492-ERP35	20
End Anchor DIN Rail	Normal Duty	1492-EAJ35	100
	Heavy Duty	1492-EAHJ35	50
	Normal Duty	1492-EAP35	50

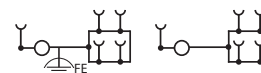
Accessories		Cat. No.	Pkg. Qty.
Center Jumpers⁽¹⁾			
2-pole	Blue	1492-CJP2-2-B	20
	Red	1492-CJP2-2-RE	20
3-pole	Blue	1492-CJP2-3-B	20
	Red	1492-CJP2-3-RE	20
4-pole	Blue	1492-CJP2-4-B	20
	Red	1492-CJP2-4-RE	20
5-pole	Blue	1492-CJP2-5-B	20
	Red	1492-CJP2-5-RE	20
6-pole	Blue	1492-CJP2-6-B	20
	Red	1492-CJP2-6-RE	20
7-pole	Blue	1492-CJP2-7-B	20
	Red	1492-CJP2-7-RE	20
8-pole	Blue	1492-CJP2-8-B	20
	Red	1492-CJP2-8-RE	20
9-pole	Blue	1492-CJP2-9-B	20
	Red	1492-CJP2-9-RE	20
10-pole	Blue	1492-CJP2-10-B	20
	Red	1492-CJP2-10-RE	20
20-pole	Blue	1492-CJP2-20-B	20
	Red	1492-CJP2-20-RE	20
50-pole	Blue	1492-CJP2-50-B	20
	Red	1492-CJP2-50-RE	20

Test Plugs			
Test Plugs	Start Test Plug	1492-PTPS	50

Marking Systems		
ClearMark Advanced and ClearPlot Basic Marker Cards	1492-MR8X10 (84/card)	5 cards
ClearMultiprint Markers	1492-MT8X8 (600/roll)	1 roll


(1) Available in orange, to order remove the -B or RE suffix from the catalog number. Example for an orange 2-pole center jumper, the catalog number will be 1492-CJP2-2.


Wiring Diagram




IMPORTANT See [page 103](#) for ferrule selection.

1492-P6PD2E-3B3RE



Terminal Blocks—Dimensions (W x H x L): 3.5x 48 x 96 mm			
Color	Cat. No.	Pkg. Qty.	
 Grey	1492-P6PD2E-3B3RE	50	

Specifications – Control Power Distribution Terminal Block			
Certifications	 /CSA	IEC	ATEX
Voltage Rating	150V AC/DC	250V AC/DC	220V AC/DC
Maximum Current	13 A	16 A	13 A
Wire Range (Rated Cross Section)	26...14 AWG	1.5 mm ²	1.5 mm ²
Wire Strip Length	0.31 in. (12 mm)		
Density	87 pcs/ft (285 pcs/m)		
Housing Temperature Range	-76...266°F (-60...130 °C)		

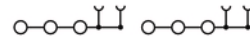
Accessories			
Mounting Rails, End Barriers, End Anchors and Retainers			
		Cat. No.	Pkg. Qty.
Mounting Rail 1 m Symmetrical DIN	Steel	199-DR1	10
	Aluminum	1492-DR5	10
	Hi-Rise (Aluminum)	1492-DR6	2
	Angled (Steel)	1492-DR7	2
End Barriers	Grey	1492-EBP6PD2-BRE	20
End Retainer		1492-ERL35	20
		1492-ERP35	20
End Anchor DIN Rail	Normal Duty	1492-EAJ35	100
	Heavy Duty	1492-EAHJ35	50
	Normal Duty	1492-EAP35	50

Accessories		Cat. No.	Pkg. Qty.
Center Jumpers ⁽¹⁾			
2-pole	Blue	1492-CJP2-2-B	20
	Red	1492-CJP2-2-RE	20
3-pole	Blue	1492-CJP2-3-B	20
	Red	1492-CJP2-3-RE	20
4-pole	Blue	1492-CJP2-4-B	20
	Red	1492-CJP2-4-RE	20
5-pole	Blue	1492-CJP2-5-B	20
	Red	1492-CJP2-5-RE	20
6-pole	Blue	1492-CJP2-6-B	20
	Red	1492-CJP2-6-RE	20
7-pole	Blue	1492-CJP2-7-B	20
	Red	1492-CJP2-7-RE	20
8-pole	Blue	1492-CJP2-8-B	20
	Red	1492-CJP2-8-RE	20
9-pole	Blue	1492-CJP2-9-B	20
	Red	1492-CJP2-9-RE	20
10-pole	Blue	1492-CJP2-10-B	20
	Red	1492-CJP2-10-RE	20
20-pole	Blue	1492-CJP2-20-B	20
	Red	1492-CJP2-20-RE	20
50-pole	Blue	1492-CJP2-50-B	20
	Red	1492-CJP2-50-RE	20

Marking Systems		
ClearMark Advanced and ClearPlot Basic Marker Cards	1492-MR3X10 (192/card)	5 cards
ClearMultiprint Markers	1492-MT3X8 (1000/roll)	1 roll

(1) Available in orange, to order remove the -B or RE suffix from the catalog number. Example for an orange 2-pole center jumper, the catalog number will be 1492-CJP2-2.


Wiring Diagram



IMPORTANT See [page 100](#) for ferrule selection.

1492-P10PD3S-1B



Terminal Blocks—Dimensions (W x H x L): 10 x 54 x 89 mm		
Color	Cat. No.	Pkg. Qty.
 Grey	1492-P10PD3S-1B	20

Specifications – Control Power Distribution Terminal Block			
Certifications	UL /CSA	IEC	ATEX
Voltage Rating	600V AC/DC	800V AC/DC	690V AC/DC
Maximum Current	51 A	57 A	45 A
Wire Range (Rated Cross Section)	20...6 AWG	10 mm ²	10 mm ²
Wire Strip Length	0.71 (18 mm)		
Density	30 pcs/ft (100 pcs/m)		
Housing Temperature Range	-76...266°F (-60...130 °C)		

Accessories	Cat. No.	Pkg. Qty.	
Mounting Rails, End Barriers, End Anchors and Retainers			
Mounting Rail 1 m Symmetrical DIN	Steel	199-DR1	10
	Aluminum	1492-DR5	10
	Hi-Rise (Aluminum)	1492-DR6	2
	Angled (Steel)	1492-DR7	2
End Barriers	Grey	1492-EBP10PD3	20
End Retainer		1492-ERL35	20
		1492-ERP35	20
End Anchor DIN Rail	Normal Duty	1492-EAJ35	100
	Heavy Duty	1492-EAHJ35	50
	Normal Duty	1492-EAP35	50

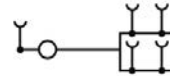
Accessories	Cat. No.	Pkg. Qty.
Center Jumpers⁽¹⁾		
2-pole	1492-CJP3-2-B	60
3-pole	1492-CJP3-3-B	20
4-pole	1492-CJP3-4-B	
5-pole	1492-CJP3-5-B	
6-pole	1492-CJP3-6-B	
7-pole	1492-CJP3-7-B	
8-pole	1492-CJP3-8-B	
9-pole	1492-CJP3-9-B	
10-pole	1492-CJP3-10-B	
20-pole	1492-CJP3-20-B	
50-pole	1492-CJP3-50-B	

Test Plugs			
Test Plugs	Start Test Plug	1492-PTPS	50

Marking Systems		
ClearMark Advanced and ClearPlot Basic Marker Cards ⁽²⁾	1492-MR5X8 (120/card)	5 cards
ClearMultiprint Markers	1492-MT10X8 (370/roll)	1 roll


- (1) Available in orange, to order remove the -B suffix from the catalog number. Example for an orange 2-pole center jumper, the catalog number will be 1492-CJP3-2.
- (2) Two marker card markers per terminal block are required.

Wiring Diagram




IMPORTANT See [page 104](#) for ferrule selection.

1492-P10PD3S-IRE



Terminal Blocks—Dimensions (W x H x L): 10 x 54 x 89 mm

Color	Cat. No.	Pkg. Qty.
 Grey	1492-P10PD3S-IRE	20

Specifications – Control Power Distribution Terminal Block

Certifications	UL /CSA	IEC	ATEX
Voltage Rating	600V AC/DC	800V AC/DC	690V AC/DC
Maximum Current	51 A	57 A	45 A
Wire Range (Rated Cross Section)	20...6 AWG	10 mm ²	10 mm ²
Wire Strip Length	0.71 (18 mm)		
Density	30 pcs/ft (100 pcs/m)		
Housing Temperature Range	-76...266°F (-60...130 °C)		

Accessories	Cat. No.	Pkg. Qty.	
Mounting Rails, End Barriers, End Anchors and Retainers			
Mounting Rail 1 m Symmetrical DIN	Steel	199-DR1	10
	Aluminum	1492-DR5	10
	Hi-Rise (Aluminum)	1492-DR6	2
	Angled (Steel)	1492-DR7	2
End Barriers	Grey	1492-EBP10PD3	20
End Retainer		1492-ERL35	20
		1492-ERP35	20
End Anchor DIN Rail	Normal Duty	1492-EAJ35	100
	Heavy Duty	1492-EAHJ35	50
	Normal Duty	1492-EAP35	50

Accessories	Cat. No.	Pkg. Qty.
Center Jumpers⁽¹⁾		
2-pole	1492-CJP3-2-RE	60
3-pole	1492-CJP3-3-RE	20
4-pole	1492-CJP3-4-RE	
5-pole	1492-CJP3-5-RE	
6-pole	1492-CJP3-6-RE	
7-pole	1492-CJP3-7-RE	
8-pole	1492-CJP3-8-RE	
9-pole	1492-CJP3-9-RE	
10-pole	1492-CJP3-10-RE	
20-pole	1492-CJP3-20-RE	
50-pole	1492-CJP3-50-RE	

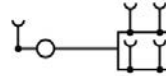
Test Plugs			
Test Plugs	Start Test Plug	1492-PTPS	50

Marking Systems		
ClearMark Advanced and ClearPlot Basic Marker Cards ⁽²⁾	1492-MR5X8 (120/card)	5 cards
ClearMultiprint Markers	1492-MT10X8 (370/roll)	1 roll

(1) Available in orange, to order remove the -RE suffix from the catalog number. Example for an orange 2-pole center jumper, the catalog number will be 1492-CJP3-2.


(2) Two marker card markers per terminal block are required.


Wiring Diagram



IMPORTANT See [page 104](#) for ferrule selection.

1492-PG10PD3S



Terminal Blocks—Dimensions (W x H x L): 10 x 54 x 89 mm		
Color	Cat. No.	Pkg. Qty.
 Grey	1492-PG10PD3S	20

Specifications – Control Power Distribution with Grounding Terminal Block			
Certifications	UL /CSA	IEC	ATEX
Voltage Rating	600V AC/DC	800V AC/DC	690V AC/DC
Wire Range (Rated Cross Section)	20...6 AWG	10 mm ²	10 mm ²
Wire Strip Length	0.71 (18 mm)		
Density	30 pcs/ft (100 pcs/m)		
Housing Temperature Range	-76...266°F (-60...130 °C)		

Accessories	Cat. No.	Pkg. Qty.	
Mounting Rails, End Barriers, End Anchors and Retainers			
Mounting Rail 1 m Symmetrical DIN	Steel	199-DR1	10
	Aluminum	1492-DR5	10
	Hi-Rise (Aluminum)	1492-DR6	2
	Angled (Steel)	1492-DR7	2
End Barriers	Grey	1492-EBP10PD3	20
End Retainer		1492-ERL35	20
		1492-ERP35	20
End Anchor DIN Rail	Normal Duty	1492-EAJ35	100
	Heavy Duty	1492-EAHJ35	50
	Normal Duty	1492-EAP35	50

Accessories	Cat. No.	Pkg. Qty.
Center Jumpers⁽¹⁾		
2-pole	1492-CJP3-2-B	60
3-pole	1492-CJP3-3-B	20
4-pole	1492-CJP3-4-B	
5-pole	1492-CJP3-5-B	
6-pole	1492-CJP3-6-B	
7-pole	1492-CJP3-7-B	
8-pole	1492-CJP3-8-B	
9-pole	1492-CJP3-9-B	
10-pole	1492-CJP3-10-B	
20-pole	1492-CJP3-20-B	
50-pole	1492-CJP3-50-B	

Test Plugs			
Test Plugs	Start Test Plug	1492-PTPS	50

Marking Systems		
ClearMark Advanced and ClearPlot Basic Marker Cards ⁽²⁾	1492-MR5X8 (120/card)	5 cards
ClearMultiprint Markers	1492-MT10X8 (370/roll)	1 roll

(1) Available in orange, to order remove the -B suffix from the catalog number. Example for an orange 2-pole center jumper, the catalog number will be 1492-CJP3-2.

(2) Two marker card markers per terminal block are required.

Wiring Diagram




IMPORTANT See [page 104](#) for ferrule selection.

1492-P10PD3E- 5B



Terminal Blocks—Dimensions (W x H x L): 5.1 x 54x 89 mm

Color	Cat. No.	Pkg. Qty.
 Grey	1492-P10PD3E-5B	50

Specifications – Control Power Distribution Terminal Block

Certifications	UL /CSA	IEC	ATEX
Voltage Rating	600V AC/DC	800V AC/DC	690V AC/DC
Maximum Current	20 A	24 A	20 A
Wire Range (Rated Cross Section)	28...12 AWG	2.5 mm ²	2.5 mm ²
Wire Strip Length	0.4 in. (10 mm)		
Density	59 pcs/ft (196 pcs/m)		
Housing Temperature Range	-76...266°F (-60...130 °C)		

Accessories	Cat. No.	Pkg. Qty.	
Mounting Rails, End Barriers, End Anchors and Retainers			
Mounting Rail 1 m Symmetrical DIN	Steel	199-DR1	10
	Aluminum	1492-DR5	10
	Hi-Rise (Aluminum)	1492-DR6	2
	Angled (Steel)	1492-DR7	2
End Barriers	Grey	1492-EBP10PD3	20
End Retainer		1492-ERL35	20
		1492-ERP35	20
End Anchor DIN Rail	Normal Duty	1492-EAJ35	100
	Heavy Duty	1492-EAHJ35	50
	Normal Duty	1492-EAP35	50

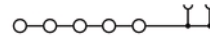
Accessories	Cat. No.	Pkg. Qty.
Center Jumpers⁽¹⁾		
2-pole	1492-CJP3-2-B	60
3-pole	1492-CJP3-3-B	20
4-pole	1492-CJP3-4-B	
5-pole	1492-CJP3-5-B	
6-pole	1492-CJP3-6-B	
7-pole	1492-CJP3-7-B	
8-pole	1492-CJP3-8-B	
9-pole	1492-CJP3-9-B	
10-pole	1492-CJP3-10-B	
20-pole	1492-CJP3-20-B	
50-pole	1492-CJP3-50-B	

Marking Systems

ClearMark Advanced and ClearPlot Basic Marker Cards	1492-MR5X8 (120/card)	5 cards
ClearMultiprint Markers	1492-MT5X8 (800/roll)	1 roll


(1) Available in orange, to order remove the -B suffix from the catalog number. Example for an orange 2-pole center jumper, the catalog number will be 1492-CJP3-2.

Wiring Diagram




IMPORTANT See [page 101](#) for ferrule selection.

1492-P10PD3E-5RE



Terminal Blocks—Dimensions (W x H x L): 5.1 x 54x 89 mm

Color	Cat. No.	Pkg. Qty.
 Grey	1492-P10PD3E-5RE	50

Specifications – Control Power Distribution Terminal Block

Certifications	UL /CSA	IEC	ATEX
Voltage Rating	600V AC/DC	800V AC/DC	690V AC/DC
Maximum Current	20 A	24 A	20 A
Wire Range (Rated Cross Section)	28...12 AWG	2.5 mm ²	2.5 mm ²
Wire Strip Length	0.4 in. (10 mm)		
Density	59 pcs/ft (196 pcs/m)		
Housing Temperature Range	-76...266°F (-60...130 °C)		

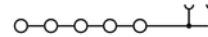
Accessories	Cat. No.	Pkg. Qty.	
Mounting Rails, End Barriers, End Anchors and Retainers			
Mounting Rail 1 m Symmetrical DIN	Steel	199-DR1	10
	Aluminum	1492-DR5	10
	Hi-Rise (Aluminum)	1492-DR6	2
	Angled (Steel)	1492-DR7	2
End Barriers	Grey	1492-EBP10PD3	20
End Retainer		1492-ERL35	20
		1492-ERP35	20
End Anchor DIN Rail	Normal Duty	1492-EAJ35	100
	Heavy Duty	1492-EAHJ35	50
	Normal Duty	1492-EAP35	50

Accessories	Cat. No.	Pkg. Qty.
Center Jumpers⁽¹⁾		
2-pole	1492-CJP3-2-RE	60
3-pole	1492-CJP3-3-RE	20
4-pole	1492-CJP3-4-RE	
5-pole	1492-CJP3-5-RE	
6-pole	1492-CJP3-6-RE	
7-pole	1492-CJP3-7-RE	
8-pole	1492-CJP3-8-RE	
9-pole	1492-CJP3-9-RE	
10-pole	1492-CJP3-10-RE	
20-pole	1492-CJP3-20-RE	
50-pole	1492-CJP3-50-RE	

Marking Systems		
ClearMark Advanced and ClearPlot Basic Marker Cards	1492-MR5X8 (120/card)	5 cards
ClearMultiprint Markers	1492-MT5X8 (800/roll)	1 roll


(1) Available in orange, to order remove the -RE suffix from the catalog number. Example for an orange 2-pole center jumper, the catalog number will be 1492-CJP3-2.

Wiring Diagram



IMPORTANT See [page 101](#) for ferrule selection.

1492-P10PD3S-1B1RE



Terminal Blocks—Dimensions (W x H x L): 10 x 54 x 94 mm		
Color	Cat. No.	Pkg. Qty.
■ Grey	1492-P10PD3S-1B1RE	20

Specifications – Control Power Distribution Terminal Block			
Certifications	UL /CSA	IEC	ATEX
Voltage Rating	600V AC/DC	500V AC/DC	352V AC/DC
Maximum Current	51 A	41 A	45 A
Wire Range (Rated Cross Section)	20...6 AWG	10 mm ²	10 mm ²
Wire Strip Length	0.71 in. (18 mm)		
Density	30 pcs/ft (100 pcs/m)		
Housing Temperature Range	-76...266°F (-60...130 °C)		

Accessories		Cat. No.	Pkg. Qty.
Mounting Rails, End Barriers, End Anchors and Retainers			
Mounting Rail 1 m Symmetrical DIN	Steel	199-DR1	10
	Aluminum	1492-DR5	10
	Hi-Rise (Aluminum)	1492-DR6	2
	Angled (Steel)	1492-DR7	2
End Barriers	Grey	1492-EBP10PD3-BRE	20
End Retainer		1492-ERL35	20
		1492-ERP35	20
End Anchor DIN Rail	Normal Duty	1492-EAJ35	100
	Heavy Duty	1492-EAHJ35	50
	Normal Duty	1492-EAP35	50

Accessories		Cat. No.	Pkg. Qty.
Center Jumpers⁽¹⁾			
2-pole	Blue	1492-CJP3-2-B	60
	Red	1492-CJP3-2-RE	60
3-pole	Blue	1492-CJP3-3-B	20
	Red	1492-CJP3-3-RE	20
4-pole	Blue	1492-CJP3-4-B	20
	Red	1492-CJP3-4-RE	20
5-pole	Blue	1492-CJP3-5-B	20
	Red	1492-CJP3-5-RE	20
6-pole	Blue	1492-CJP3-6-B	20
	Red	1492-CJP3-6-RE	20
7-pole	Blue	1492-CJP3-7-B	20
	Red	1492-CJP3-7-RE	20
8-pole	Blue	1492-CJP3-8-B	20
	Red	1492-CJP3-8-RE	20
9-pole	Blue	1492-CJP3-9-B	20
	Red	1492-CJP3-9-RE	20
10-pole	Blue	1492-CJP3-10-B	20
	Red	1492-CJP3-10-RE	20
20-pole	Blue	1492-CJP3-20-B	20
	Red	1492-CJP3-20-RE	20
50-pole	Blue	1492-CJP3-50-B	20
	Red	1492-CJP3-50-RE	20

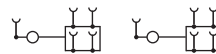
Test Plugs			
Test Plugs	Start Test Plug	1492-PTPS	50

Marking Systems		
ClearMark Advanced and ClearPlot Basic Marker Cards ⁽²⁾	1492-MR5X8 (120/card)	5 cards
ClearMultiprint Markers	1492-MT10X8 (370/roll)	1 roll

(1) Available in orange, to order remove the -B or RE suffix from the catalog number. Example for an orange 2-pole center jumper, the catalog number will be 1492-CJP3-2.


(2) Two marker card markers per terminal block are required.

Wiring Diagram



IMPORTANT See [page 104](#) for ferrule selection.

1492-P10PD3S-1RE1G



Terminal Blocks—Dimensions (W x H x L): 10 x 54 x 94 mm		
Color	Cat. No.	Pkg. Qty.
■ Grey	1492-P10PD3S-1RE1G	20

Specifications – Control Power Distribution with Grounding Terminal Block			
Certifications	UL /CSA	IEC	ATEX
Voltage Rating	600V AC/DC	500V AC/DC	352V AC/DC
Maximum Current	51 A	41 A	45 A
Wire Range (Rated Cross Section)	20...6 AWG	10 mm ²	10 mm ²
Wire Strip Length	0.71 in. (18 mm)		
Density	30 pcs/ft (100 pcs/m)		
Housing Temperature Range	-76...266°F (-60...130 °C)		

Accessories		Cat. No.	Pkg. Qty.
Mounting Rails, End Barriers, End Anchors and Retainers			
Mounting Rail 1 m Symmetrical DIN	Steel	199-DR1	10
	Aluminum	1492-DR5	10
	Hi-Rise (Aluminum)	1492-DR6	2
	Angled (Steel)	1492-DR7	2
End Barriers	Grey	1492-EBP10PD3-BRE	20
End Retainer		1492-ERL35	20
		1492-ERP35	20
End Anchor DIN Rail	Normal Duty	1492-EAJ35	100
	Heavy Duty	1492-EAHJ35	50
	Normal Duty	1492-EAP35	50

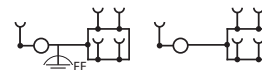
Accessories		Cat. No.	Pkg. Qty.
Center Jumpers⁽¹⁾			
2-pole	Blue	1492-CJP3-2-B	60
	Red	1492-CJP3-2-RE	60
3-pole	Blue	1492-CJP3-3-B	20
	Red	1492-CJP3-3-RE	20
4-pole	Blue	1492-CJP3-4-B	20
	Red	1492-CJP3-4-RE	20
5-pole	Blue	1492-CJP3-5-B	20
	Red	1492-CJP3-5-RE	20
6-pole	Blue	1492-CJP3-6-B	20
	Red	1492-CJP3-6-RE	20
7-pole	Blue	1492-CJP3-7-B	20
	Red	1492-CJP3-7-RE	20
8-pole	Blue	1492-CJP3-8-B	20
	Red	1492-CJP3-8-RE	20
9-pole	Blue	1492-CJP3-9-B	20
	Red	1492-CJP3-9-RE	20
10-pole	Blue	1492-CJP3-10-B	20
	Red	1492-CJP3-10-RE	20
20-pole	Blue	1492-CJP3-20-B	20
	Red	1492-CJP3-20-RE	20
50-pole	Blue	1492-CJP3-50-B	20
	Red	1492-CJP3-50-RE	20

Test Plugs			
Test Plugs	Start Test Plug	1492-PTPS	50

Marking Systems		
ClearMark Advanced and ClearPlot Basic Marker Cards ⁽²⁾	1492-MR5X8 (120/card)	5 cards
ClearMultiprint Markers	1492-MT10X8 (370/roll)	1 roll


- (1) Available in orange, to order remove the -B or RE suffix from the catalog number. Example for an orange 2-pole center jumper, the catalog number will be 1492-CJP3-2.
- (2) Two marker card markers per terminal block are required.

Wiring Diagram



IMPORTANT See [page 104](#) for ferrule selection.

1492-P10PD3E-2B2RE



Terminal Blocks—Dimensions (W x H x L): 5.1 x 54 x 94 mm		
Color	Cat. No.	Pkg. Qty.
■ Grey	1492-P10PD3E-2B2RE	20

Specifications – Control Power Distribution Terminal Block			
Certifications	UL /CSA	IEC	ATEX
Voltage Rating	150V AC/DC	500V AC/DC	352V AC/DC
Current Rating	20 A	24 A	20 A
Wire Range (Rated Cross Section)	28...12 AWG	2.5 mm ²	2.5 mm ²
Wire Strip Length	0.4 in (10 mm)		
Density	59 pcs/ft (196 pcs/m)		
Housing Temperature Range	-76...266°F (-60...130 °C)		

Accessories	Cat. No.	Pkg. Qty.
-------------	----------	-----------

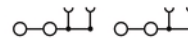
Mounting Rails, End Barriers, End Anchors and Retainers			
Mounting Rail 1 m Symmetrical DIN	Steel	199-DR1	10
	Aluminum	1492-DR5	10
	Hi-Rise (Aluminum)	1492-DR6	2
	Angled (Steel)	1492-DR7	2
End Barriers	Grey	1492-EBP10PD3-BRE	20
End Retainer		1492-ERL35	20
		1492-ERP35	20
End Anchor DIN Rail	Normal Duty	1492-EAJ35	100
	Heavy Duty	1492-EAHJ35	50
	Normal Duty	1492-EAP35	50

Accessories		Cat. No.	Pkg. Qty.
Center Jumpers⁽¹⁾			
2-pole	Blue	1492-CJP3-2-B	60
	Red	1492-CJP3-2-RE	60
3-pole	Blue	1492-CJP3-3-B	20
	Red	1492-CJP3-3-RE	20
4-pole	Blue	1492-CJP3-4-B	20
	Red	1492-CJP3-4-RE	20
5-pole	Blue	1492-CJP3-5-B	20
	Red	1492-CJP3-5-RE	20
6-pole	Blue	1492-CJP3-6-B	20
	Red	1492-CJP3-6-RE	20
7-pole	Blue	1492-CJP3-7-B	20
	Red	1492-CJP3-7-RE	20
8-pole	Blue	1492-CJP3-8-B	20
	Red	1492-CJP3-8-RE	20
9-pole	Blue	1492-CJP3-9-B	20
	Red	1492-CJP3-9-RE	20
10-pole	Blue	1492-CJP3-10-B	20
	Red	1492-CJP3-10-RE	20
20-pole	Blue	1492-CJP3-20-B	20
	Red	1492-CJP3-20-RE	20
50-pole	Blue	1492-CJP3-50-B	20
	Red	1492-CJP3-50-RE	20

Marking Systems		
ClearMark Advanced and ClearPlot Basic Marker Cards	1492-MR5X8 (120/card)	5 cards
ClearMultiprint Markers	1492-MT5X8 (800/roll)	1 roll


(1) Available in orange, to order remove the -B or RE suffix from the catalog number. Example for an orange 2-pole center jumper, the catalog number will be 1492-CJP3-2.

Wiring Diagram



IMPORTANT See [page 101](#) for ferrule selection.

1492-P10PD4S-1B



Terminal Blocks—Dimensions (W x H x L): 12 x 53.5 x 82 mm

Color	Cat. No.	Pkg. Qty.
■ Grey	1492-P10PD4S-1B	20

Specifications – Control Power Distribution Terminal Block

Certifications	UL /CSA	IEC	ATEX
Voltage Rating	600V AC/DC	250V AC/DC	250V AC/DC
Maximum Current	51 A	57 A	57 A
Wire Range (Rated Cross Section)	20...6 AWG	10 mm ²	10 mm ²
Wire Strip Length	0.71 in. (18 mm)		
Density	25 pcs/ft (83 pcs/m)		
Housing Temperature Range	-76...266°F (-60...130 °C)		

Accessories

Mounting Rails, End Barriers, End Anchors and Retainers

		Cat. No.	Pkg. Qty.
Mounting Rail 1 m Symmetrical DIN	Steel	199-DR1	10
	Aluminum	1492-DR5	10
	Hi-Rise (Aluminum)	1492-DR6	2
	Angled (Steel)	1492-DR7	2
End Barriers	Grey	1492-EBP10PD4	20
End Retainer		1492-ERL35	20
		1492-ERP35	20
End Anchor DIN Rail	Normal Duty	1492-EAJ35	100
	Heavy Duty	1492-EAHJ35	50
	Normal Duty	1492-EAP35	50

Accessories

Center Jumpers⁽¹⁾

		Cat. No.	Pkg. Qty.
2-pole	Blue	1492-CJP4-2-B	60
3-pole		1492-CJP4-3-B	20
4-pole		1492-CJP4-4-B	
5-pole		1492-CJP4-5-B	
6-pole		1492-CJP4-6-B	
7-pole		1492-CJP4-7-B	
8-pole		1492-CJP4-8-B	
9-pole		1492-CJP4-9-B	
10-pole		1492-CJP4-10-B	
50-pole			1492-CJP4-50-B

Test Plugs

Test Plugs	Start Test Plug	Cat. No.	Pkg. Qty.
		1492-PTPS	50

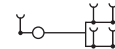
Marking Systems

Marking System	Cat. No.	Pkg. Qty.
ClearMark Advanced and ClearPlot Basic Marker Cards ⁽²⁾	1492-MR6X8 (120/card)	5 cards
ClearMultiprint Markers	1492-MT12X8 (320/roll)	1 roll

(1) Available in orange, to order remove the -B suffix from the catalog number. Example for an orange 2-pole center jumper, the catalog number will be 1492-CJP4-2.


(2) Two marker card markers per terminal block are required.


Wiring Diagram




IMPORTANT See [page 104](#) for ferrule selection.

1492-P10PD4S-1RE



Terminal Blocks—Dimensions (W x H x L): 12 x 53.5 x 82 mm		
Color	Cat. No.	Pkg. Qty.
 Grey	1492-P10PD4S-1RE	20

Specifications – Control Power Distribution Terminal Block			
Certifications	 /CSA	IEC	ATEX
Voltage Rating	600V AC/DC	250V AC/DC	250V AC/DC
Maximum Current	51 A	57 A	6.3 A
Wire Range (Rated Cross Section)	20...6 AWG	10 mm ²	10 mm ²
Wire Strip Length	0.71 in. (18 mm)		
Density	25 pcs/ft (83 pcs/m)		
Housing Temperature Range	-76...266°F (-60...130 °C)		

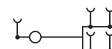
Accessories	Cat. No.	Pkg. Qty.	
Mounting Rails, End Barriers, End Anchors and Retainers			
Mounting Rail 1 m Symmetrical DIN	Steel	199-DR1	10
	Aluminum	1492-DR5	10
	Hi-Rise (Aluminum)	1492-DR6	2
	Angled (Steel)	1492-DR7	2
End Barriers	Grey	1492-EBP10PD4	20
End Retainer		1492-ERL35	20
		1492-ERP35	20
End Anchor DIN Rail	Normal Duty	1492-EAJ35	100
	Heavy Duty	1492-EAHJ35	50
	Normal Duty	1492-EAP35	50

Accessories	Cat. No.	Pkg. Qty.	
Center Jumpers⁽¹⁾			
2-pole	1492-CJP4-2-RE	60	
3-pole	1492-CJP4-3-RE	20	
4-pole	1492-CJP4-4-RE		
5-pole	1492-CJP4-5-RE		
6-pole	1492-CJP4-6-RE		
7-pole	1492-CJP4-7-RE		
8-pole	1492-CJP4-8-RE		
9-pole	1492-CJP4-9-RE		
10-pole	1492-CJP4-10-RE	5	
50-pole	1492-CJP4-50-RE		
Test Plugs			
Test Plugs	Start Test Plug	1492-PTPS	50
Marking Systems			
ClearMark Advanced and ClearPlot Basic Marker Cards ⁽²⁾	1492-MR6X8 (120/card)	5 cards	
ClearMultiprint Markers	1492-MT12X8 (320/roll)	1 roll	

(1) Available in orange, to order remove the -RE suffix from the catalog number. Example for an orange 2-pole center jumper, the catalog number will be 1492-CJP4-2.


(2) Two marker card markers per terminal block are required.


Wiring Diagram



IMPORTANT See [page 104](#) for ferrule selection.

1492-PG10PD4S



Terminal Blocks—Dimensions (W x H x L): 12 x 53.5 x 82 mm		
Color	Cat. No.	Pkg. Qty.
 Grey	1492-PG10PD4S	20

Specifications – Control Power Distribution with Grounding Terminal Block			
Certifications	UL /CSA	IEC	ATEX
Voltage Rating	600V AC/DC	250V AC/DC	250V AC/DC
Wire Range (Rated Cross Section)	20...6 AWG	10 mm ²	10 mm ²
Wire Strip Length	0.71 in. (18 mm)		
Density	25 pcs/ft (83 pcs/m)		
Housing Temperature Range	-76...266°F (-60...130 °C)		

Accessories		Cat. No.	Pkg. Qty.
Mounting Rails, End Barriers, End Anchors and Retainers			
Mounting Rail 1 m Symmetrical DIN	Steel	199-DR1	10
	Aluminum	1492-DR5	10
	Hi-Rise (Aluminum)	1492-DR6	2
	Angled (Steel)	1492-DR7	2
End Barriers	Grey	1492-EBP10PD4	20
End Retainer		1492-ERL35	20
		1492-ERP35	20
End Anchor DIN Rail	Normal Duty	1492-EAJ35	100
	Heavy Duty	1492-EAHJ35	50
	Normal Duty	1492-EAP35	50

Accessories		Cat. No.	Pkg. Qty.
Center Jumpers⁽¹⁾			
2-pole	Blue	1492-CJP4-2-B	60
3-pole		1492-CJP4-3-B	20
4-pole		1492-CJP4-4-B	
5-pole		1492-CJP4-5-B	
6-pole		1492-CJP4-6-B	
7-pole		1492-CJP4-7-B	
8-pole		1492-CJP4-8-B	
9-pole		1492-CJP4-9-B	
10-pole		1492-CJP4-10-B	
50-pole			1492-CJP4-50-B

Test Plugs			
Test Plugs	Start Test Plug	1492-PTPS	50

Marking Systems			
ClearMark Advanced and ClearPlot Basic Marker Cards ⁽²⁾	1492-MR6X8 (120/card)	5 cards	
ClearMultiprint Markers	1492-MT12X8 (320/roll)	1 roll	


- (1) Available in orange, to order remove the -B suffix from the catalog number. Example for an orange 2-pole center jumper, the catalog number will be 1492-CJP4-2.
- (2) Two marker card markers per terminal block are required.

Wiring Diagram



IMPORTANT See [page 104](#) for ferrule selection.

1492-P10PD4E-1B



Terminal Blocks—Dimensions (W x H x L): 6.1 x 53.5 x 82 mm		
Color	Cat. No.	Pkg. Qty.
Grey	1492-P10PD4E-1B	50

Specifications – Control Power Distribution Terminal Block			
Certifications	/CSA	IEC	ATEX
Voltage Rating	300V AC/DC	250V AC/DC	250V AC/DC
Maximum Current	20 A	32 A	32 A
Wire Range (Rated Cross Section)	26...10 AWG	4 mm ²	4 mm ²
Wire Strip Length	0.47 in. (12 mm)		
Density	49 pcs/ft (163 pcs/m)		
Housing Temperature Range	-76...266°F (-60...130 °C)		

Accessories	Cat. No.	Pkg. Qty.	
Mounting Rails, End Barriers, End Anchors and Retainers			
Mounting Rail 1 m Symmetrical DIN	Steel	199-DR1	10
	Aluminum	1492-DR5	10
	Hi-Rise (Aluminum)	1492-DR6	2
	Angled (Steel)	1492-DR7	2
End Barriers	Grey	1492-EBP10PD4	20
End Retainer		1492-ERL35	20
		1492-ERP35	20
End Anchor DIN Rail	Normal Duty	1492-EAJ35	100
	Heavy Duty	1492-EAHJ35	50
	Normal Duty	1492-EAP35	50

Accessories	Cat. No.	Pkg. Qty.
Center Jumpers⁽¹⁾		
2-pole	1492-CJP4-2-B	60
3-pole	1492-CJP4-3-B	20
4-pole	1492-CJP4-4-B	
5-pole	1492-CJP4-5-B	
6-pole	1492-CJP4-6-B	
7-pole	1492-CJP4-7-B	
8-pole	1492-CJP4-8-B	
9-pole	1492-CJP4-9-B	
10-pole	1492-CJP4-10-B	
50-pole	1492-CJP4-50-B	5

Marking Systems		
ClearMark Advanced and ClearPlot Basic Marker Cards	1492-MR6X8 (120/card)	5 cards
ClearMultiprint Markers	1492-MT6X8 (600/roll)	1 roll


(1) Available in orange, to order remove the -B suffix from the catalog number. Example for an orange 2-pole center jumper, the catalog number will be 1492-CJP4-2.


Wiring Diagram



IMPORTANT See [page 104](#) for ferrule selection.

1492-P10PD4E-KD



Terminal Blocks—Dimensions (W x H x L): 6.1 x 55x 82 mm		
Color	Cat. No.	Pkg. Qty.
 Grey	1492-P10PD4E-KD	50

Specifications – Control Power Distribution Disconnect Terminal Block			
Certifications	UL /CSA	IEC	ATEX
Voltage Rating	300V AC/DC	250V AC/DC	250V AC/DC
Maximum Current	20 A	20 A	20 A
Wire Range (Rated Cross Section)	26...10 AWG	4 mm ²	4 mm ²
Wire Strip Length	0.47 in. (12 mm)		
Density	49 pcs/ft (163 pcs/m)		
Housing Temperature Range	-76...266°F (-60...130 °C)		

Accessories		Cat. No.	Pkg. Qty.
Mounting Rails, End Barriers, End Anchors and Retainers			
Mounting Rail 1 m Symmetrical DIN	Steel	199-DR1	10
	Aluminum	1492-DR5	10
	Hi-Rise (Aluminum)	1492-DR6	2
	Angled (Steel)	1492-DR7	2
End Barriers	Grey	1492-EBP10PD4	20
End Retainer		1492-ERL35	20
		1492-ERP35	20
End Anchor DIN Rail	Normal Duty	1492-EAJ35	100
	Heavy Duty	1492-EAHJ35	50
	Normal Duty	1492-EAP35	50

Accessories	Cat. No.	Pkg. Qty.
Center Jumpers⁽¹⁾		
2-pole	1492-CJP4-2-B	60
3-pole	1492-CJP4-3-B	20
4-pole	1492-CJP4-4-B	
5-pole	1492-CJP4-5-B	
6-pole	1492-CJP4-6-B	
7-pole	1492-CJP4-7-B	
8-pole	1492-CJP4-8-B	
9-pole	1492-CJP4-9-B	
10-pole	1492-CJP4-10-B	
50-pole	1492-CJP4-50-B	5

Marking Systems		
ClearMark Advanced and ClearPlot Basic Marker Cards	1492-MR6X8 (120/card)	5 cards
ClearMultiprint Markers	1492-MT6X8 (600/roll)	1 roll


(1) Available in orange, to order remove the -B suffix from the catalog number. Example for an orange 2-pole center jumper, the catalog number will be 1492-CJP4-2.

Wiring Diagram



IMPORTANT See [page 104](#) for ferrule selection.

1492-P10PD4E-1RE



Terminal Blocks—Dimensions (W x H x L): 6.1 x 53.5 x 82 mm		
Color	Cat. No.	Pkg. Qty.
■ Grey	1492-P10PD4E-1RE	50

Specifications – Control Power Distribution Terminal Block			
Certifications	UL /CSA	IEC	ATEX
Voltage Rating	300V AC/DC	250V AC/DC	250V AC/DC
Maximum Current	20 A	32 A	32 A
Wire Range (Rated Cross Section)	26...10 AWG	4 mm ²	4 mm ²
Wire Strip Length	0.47 in. (12 mm)		
Density	49 pcs/ft (163 pcs/m)		
Housing Temperature Range	-76...266°F (-60...130 °C)		

Accessories		Cat. No.	Pkg. Qty.
Mounting Rails, End Barriers, End Anchors and Retainers			
Mounting Rail 1 m Symmetrical DIN	Steel	199-DR1	10
	Aluminum	1492-DR5	10
	Hi-Rise (Aluminum)	1492-DR6	2
	Angled (Steel)	1492-DR7	2
End Barriers	Grey	1492-EBP10PD4	20
End Retainer		1492-ERL35	20
		1492-ERP35	20
End Anchor DIN Rail	Normal Duty	1492-EAJ35	100
	Heavy Duty	1492-EAHJ35	50
	Normal Duty	1492-EAP35	50

Accessories		Cat. No.	Pkg. Qty.
Center Jumpers⁽¹⁾			
2-pole	Red	1492-CJP4-2-RE	60
3-pole		1492-CJP4-3-RE	20
4-pole		1492-CJP4-4-RE	
5-pole		1492-CJP4-5-RE	
6-pole		1492-CJP4-6-RE	
7-pole		1492-CJP4-7-RE	
8-pole		1492-CJP4-8-RE	
9-pole		1492-CJP4-9-RE	
10-pole		1492-CJP4-10-RE	
50-pole			1492-CJP4-50-RE

Marking Systems		
ClearMark Advanced and ClearPlot Basic Marker Cards	1492-MR6X8 (120/card)	5 cards
ClearMultiprint Markers	1492-MT6X8 (600/roll)	1 roll

(1) Available in orange, to order remove the -RE suffix from the catalog number. Example for an orange 2-pole center jumper, the catalog number will be 1492-CJP4-2.

Wiring Diagram



IMPORTANT See [page 104](#) for ferrule selection.

1492-P10PD4E-FB



Terminal Blocks—Dimensions (W x H x L): 6.1 x 82 x 82 mm			
Color	Includes LED for Blown Fuse Indication	Cat. No.	Pkg. Qty.
■ Grey	No	1492-P10PD4E-FB	50
	Yes	1492-P10PD4E-FB24	
		1492-P10PD4E-FB48	
		1492-P10PD4E-FB120	
		1492-P10PD4E-	

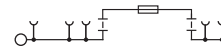
Specifications – Control Power Distribution Fuse Terminal Block				
Certifications		UL /CSA	IEC	ATEX
Voltage Rating	1492-P10PD4E-FB	300V AC/DC	250V AC/DC	250V AC/DC
	1492-P10PD4E-FB24	10...36V AC/DC		
	1492-P10PD4E-FB48	30...70V AC/DC		
	1492-P10PD4E-FB120	60...150V AC/DC		
	1492-P10PD4E-FB250	100...250V AC/DC		
Maximum Current		10 A	6.3 A	6.3 A
Wire Range (Rated Cross Section)		26...10 AWG	4 mm ²	4 mm ²
Wire Strip Length		0.47 in. (12 mm)		
Density		49 pcs/ft (163 pcs/m)		
Housing Temperature Range		-76...266°F (-60...130 °C)		
Fuse Size		5 x 20 mm		

Accessories	Cat. No.	Pkg. Qty.	
Mounting Rails, End Barriers, End Anchors and Retainers			
Mounting Rail 1 m Symmetrical DIN	Steel	199-DR1	10
	Aluminum	1492-DR5	10
	Hi-Rise (Aluminum)	1492-DR6	2
	Angled (Steel)	1492-DR7	2
End Barriers	Grey	1492-EBP10PD4	20
End Retainer		1492-ERL35	20
		1492-ERP35	20
End Anchor DIN Rail	Normal Duty	1492-EAJ35	100
	Heavy Duty	1492-EAHJ35	50
	Normal Duty	1492-EAP35	50

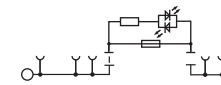
Accessories	Cat. No.	Pkg. Qty.
Center Jumpers⁽¹⁾		
2-pole	1492-CJP4-2-RE	60
3-pole	1492-CJP4-3-RE	20
4-pole	1492-CJP4-4-RE	
5-pole	1492-CJP4-5-RE	
6-pole	1492-CJP4-6-RE	
7-pole	1492-CJP4-7-RE	
8-pole	1492-CJP4-8-RE	
9-pole	1492-CJP4-9-RE	
10-pole	1492-CJP4-10-RE	
50-pole	1492-CJP4-50-RE	5
Marking Systems		
ClearMark Advanced and ClearPlot Basic Marker Cards	1492-MR6X8 (120/card)	5 cards
ClearMultiprint Markers	1492-MT6X8 (600/roll)	1 roll

(1) Available in orange, to order remove the -RE suffix from the catalog number. Example for an orange 2-pole center jumper, the catalog number will be 1492-CJP4-2.

Wiring Diagram




No Blown Fuse Indication



With Blown Fuse Indication

IMPORTANT See [page 103](#) for ferrule selection.

1492-P10PD4S-1B1RE



Terminal Blocks—Dimensions (W x H x L): 12 x 53.5 x 129 mm

Color	Cat. No.	Pkg. Qty.
■ Grey	1492-P10PD4S-1B1RE	20

Specifications – Control Power Distribution Terminal Block

Certifications	UL /CSA	IEC	ATEX
Voltage Rating	150V AC/DC	250V AC/DC	250V AC/DC
Maximum Current	51 A	57 A	31.5 A
Wire Range (Rated Cross Section)	20...6 AWG	10 mm ²	10 mm ²
Wire Strip Length	0.71 in. (18 mm)		
Density	25 pcs/ft (83 pcs/m)		
Housing Temperature Range	-76...266°F (-60...130 °C)		

Accessories

Accessories	Cat. No.	Pkg. Qty.	
Mounting Rails, End Barriers, End Anchors and Retainers			
Mounting Rail 1 m Symmetrical DIN	Steel	199-DR1	10
	Aluminum	1492-DR5	10
	Hi-Rise (Aluminum)	1492-DR6	2
	Angled (Steel)	1492-DR7	2
End Barriers	Grey	1492-EBP10PD4-BRE	20
End Retainer		1492-ERL35	20
		1492-ERP35	20
End Anchor DIN Rail	Normal Duty	1492-EAJ35	100
	Heavy Duty	1492-EAHJ35	50
	Normal Duty	1492-EAP35	50

Accessories		Cat. No.	Pkg. Qty.
Center Jumpers⁽¹⁾			
2-pole	Blue	1492-CJP4-2-B	60
	Red	1492-CJP4-2-RE	
3-pole	Blue	1492-CJP4-3-B	20
	Red	1492-CJP4-3-RE	
4-pole	Blue	1492-CJP4-4-B	20
	Red	1492-CJP4-4-RE	
5-pole	Blue	1492-CJP4-5-B	20
	Red	1492-CJP4-5-RE	
6-pole	Blue	1492-CJP4-6-B	20
	Red	1492-CJP4-6-RE	
7-pole	Blue	1492-CJP4-7-B	20
	Red	1492-CJP4-7-RE	
8-pole	Blue	1492-CJP4-8-B	20
	Red	1492-CJP4-8-RE	
9-pole	Blue	1492-CJP4-9-B	20
	Red	1492-CJP4-9-RE	
10-pole	Blue	1492-CJP4-10-B	20
	Red	1492-CJP4-10-RE	
50-pole	Blue	1492-CJP4-50-B	5
	Red	1492-CJP4-50-RE	

Test Plugs			
Test Plugs	Start Test Plug	1492-PTPS	50

Marking Systems			
ClearMark Advanced and ClearPlot Basic Marker Cards ⁽²⁾		1492-MR6X8 (120/card)	5 cards
ClearMultiprint Markers		1492-MT12X8 (320/roll)	1 roll

(1) Available in orange, to order remove the -RE suffix from the catalog number. Example for an orange 2-pole center jumper, the catalog number will be 1492-CJP4-2.


(2) Two marker card markers per terminal block are required.


Wiring Diagram



IMPORTANT See [page 104](#) for ferrule selection.

1492-P10PD4S-1RE1G



Terminal Blocks—Dimensions (W x H x L): 12 x 53.5 x 129 mm		
Color	Cat. No.	Pkg. Qty.
 Grey	1492-P10PD4S-1RE1G	20

Specifications – Control Power Distribution with Grounding Terminal Block			
Certifications	UL / CSA	IEC	ATEX
Voltage Rating	150V AC/DC	250V AC/DC	250V AC/DC
Maximum Current	51 A	17 A	31.5 A
Wire Range (Rated Cross Section)	20...6 AWG	10 mm ²	10 mm ²
Wire Strip Length	0.71 in. (18 mm)		
Density	25 pcs/ft (83 pcs/m)		
Housing Temperature Range	-76...266°F (-60...130 °C)		

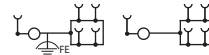
Accessories	Cat. No.	Pkg. Qty.	
Mounting Rails, End Barriers, End Anchors and Retainers			
Mounting Rail 1 m Symmetrical DIN	Steel	199-DR1	10
	Aluminum	1492-DR5	10
	Hi-Rise (Aluminum)	1492-DR6	2
	Angled (Steel)	1492-DR7	2
End Barriers	Grey	1492-EBP10PD4-BRE	20
End Retainer		1492-ERL35	20
		1492-ERP35	20
End Anchor DIN Rail	Normal Duty	1492-EAJ35	100
	Heavy Duty	1492-EAHJ35	50
	Normal Duty	1492-EAP35	50

Accessories	Cat. No.	Pkg. Qty.	
Center Jumpers ⁽¹⁾			
2-pole	Blue	1492-CJP4-2-B	60
	Red	1492-CJP4-2-RE	
3-pole	Blue	1492-CJP4-3-B	20
	Red	1492-CJP4-3-RE	
4-pole	Blue	1492-CJP4-4-B	20
	Red	1492-CJP4-4-RE	
5-pole	Blue	1492-CJP4-5-B	20
	Red	1492-CJP4-5-RE	
6-pole	Blue	1492-CJP4-6-B	20
	Red	1492-CJP4-6-RE	
7-pole	Blue	1492-CJP4-7-B	20
	Red	1492-CJP4-7-RE	
8-pole	Blue	1492-CJP4-8-B	20
	Red	1492-CJP4-8-RE	
9-pole	Blue	1492-CJP4-9-B	20
	Red	1492-CJP4-9-RE	
10-pole	Blue	1492-CJP4-10-B	20
	Red	1492-CJP4-10-RE	
50-pole	Blue	1492-CJP4-50-B	5
	Red	1492-CJP4-50-RE	
Test Plugs			
Test Plugs	Start Test Plug	1492-PTPS	50
Marking Systems			
ClearMark Advanced and ClearPlot Basic Marker Cards ⁽²⁾		1492-MR6X8 (120/card)	5 cards
ClearMultiprint Markers		1492-MT12X8 (320/roll)	1 roll

(1) Available in orange, to order remove the -RE suffix from the catalog number. Example for an orange 2-pole center jumper, the catalog number will be 1492-CJP4-2.


(2) Two marker card markers per terminal block are required.

Wiring Diagram



IMPORTANT See [page 104](#) for ferrule selection.

1492-P10PD4E-1B1FB



Terminal Blocks—Dimensions (W x H x L): 6.1 x 82 x 129 mm

Color		Includes LED for Blown Fuse Indication	Cat. No.	Pkg. Qty.
■	Grey	No	1492-P10PD4E-1B1FB	50
		Yes	1492-P10PD4E-1B1FB24	
			1492-P10PD4E-1B1FB48	
			1492-P10PD4E-1B1FB120	
			1492-P10PD4E-1B1FB250	

Specifications – Control Power Distribution Fuse Terminal Block

Certifications		UL /CSA	IEC	ATEX
Voltage Rating	1492-P10PD4E-1B1FB	300V AC/DC	250V AC/DC	250V AC/DC
	1492-P10PD4E-1B1FB24	10...36V AC/DC		
	1492-P10PD4E-1B1FB48	30...70V AC/DC		
	1492-P10PD4E-1B1FB120	60...150V AC/DC		
	1492-P10PD4E-1B1FB250	100...250V AC/DC		
Maximum Current		10 A	6.3 A	6.3 A
Wire Range (Rated Cross Section)		26...10 AWG	4 mm ²	4 mm ²
Wire Strip Length		0.47 in. (12 mm)		
Density		49 pcs/ft (163 pcs/m)		
Housing Temperature Range		-76...266°F (-60...130 °C)		
Fuse Size		5 x 20 mm		

Accessories	Cat. No.	Pkg. Qty.
-------------	----------	-----------

Mounting Rails, End Barriers, End Anchors and Retainers

Mounting Rail 1 m Symmetrical DIN	Steel	199-DR1	10
	Aluminum	1492-DR5	10
	Hi-Rise (Aluminum)	1492-DR6	2
	Angled (Steel)	1492-DR7	2
End Barriers	Grey	1492-EBP10PD4-BRE	20
End Retainer		1492-ERL35	20
		1492-ERP35	20
End Anchor DIN Rail	Normal Duty	1492-EAJ35	100
	Heavy Duty	1492-EAHJ35	50
	Normal Duty	1492-EAP35	50

Accessories	Cat. No.	Pkg. Qty.	
Center Jumpers⁽¹⁾			
2-pole	Blue	1492-CJP4-2-B	60
	Red	1492-CJP4-2-RE	
3-pole	Blue	1492-CJP4-3-B	20
	Red	1492-CJP4-3-RE	
4-pole	Blue	1492-CJP4-4-B	20
	Red	1492-CJP4-4-RE	
5-pole	Blue	1492-CJP4-5-B	20
	Red	1492-CJP4-5-RE	
6-pole	Blue	1492-CJP4-6-B	20
	Red	1492-CJP4-6-RE	
7-pole	Blue	1492-CJP4-7-B	20
	Red	1492-CJP4-7-RE	
8-pole	Blue	1492-CJP4-8-B	20
	Red	1492-CJP4-8-RE	
9-pole	Blue	1492-CJP4-9-B	20
	Red	1492-CJP4-9-RE	
10-pole	Blue	1492-CJP4-10-B	20
	Red	1492-CJP4-10-RE	
50-pole	Blue	1492-CJP4-50-B	5
	Red	1492-CJP4-50-RE	

Marking Systems

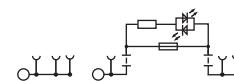
ClearMark Advanced and ClearPlot Basic Marker Cards	1492-MR6X8 (120/card)	5 cards
ClearMultiprint Markers	1492-MT6X8 (600/roll)	1 roll

(1) Available in orange, to order remove the -B or -RE suffix from the catalog number. Example for an orange 2-pole center jumper, the catalog number will be 1492-CJP4-2.

Wiring Diagram



No Blown Fuse Indication




With Blown Fuse Indication

IMPORTANT See [page 104](#) for ferrule selection.

Single-level Flex Plug-in Terminal Blocks

1492-P31P



Terminal Blocks—Dimensions (W x H x L): 5.1 x 36.5x 55mm			
Color	Cat. No.	Pkg. Qty.	
Grey	1492-P31P	100	
Blue	1492-P31P-B	100	

Specifications – Single-level Flex Plug-in Terminal Block			
Certifications	UL /CSA	IEC	ATEX
Voltage Rating	600V AC/DC	800V AC/DC	800V AC/DC
Maximum Current	20 A	24 A	20 A
Wire Range (Rated Cross Section)	28...12 AWG	2.5 mm ²	2.5 mm ²
Wire Strip Length	0.4 in (10 mm)		
Density	59 pcs/ft (196 pcs/m)		
Housing Temperature Range	-76...266°F (-60...130 °C)		

Accessories	Cat. No.	Pkg. Qty.
-------------	----------	-----------

Mounting Rails, End Barriers, End Anchors and Retainers			
Mounting Rail 1 m Symmetrical DIN	Steel	199-DR1	10
	Aluminum	1492-DR5	10
	Hi-Rise (Aluminum)	1492-DR6	2
	Angled (Steel)	1492-DR7	2
End Barriers	Grey	1492-EBP3	50
	Blue	1492-EBP3-B	50
	Yellow	1492-EBP3-Y	50
End Retainer		1492-ERL35	20
		1492-ERP35	20
End Anchor DIN Rail	Normal Duty	1492-EAJ35	100
	Heavy Duty	1492-EAHJ35	50
	Normal Duty	1492-EAP35	50

Accessories	Cat. No.	Pkg. Qty.
Center Jumpers⁽¹⁾		
2-pole	1492-CJP3-2	60
3-pole	1492-CJP3-3	20
4-pole	1492-CJP3-4	
5-pole	1492-CJP3-5	
6-pole	1492-CJP3-6	
7-pole	1492-CJP3-7	
8-pole	1492-CJP3-8	
9-pole	1492-CJP3-9	
10-pole	1492-CJP3-10	
20-pole	1492-CJP3-20	
50-pole	1492-CJP3-50	

Plugs and Plug Accessories			
Start Plug ⁽²⁾	Grey	1492-P3SSTP	50
	Blue	1492-P3SSTP-B	
	Green	1492-P3SSTP-G	
Middle Plug	Grey	1492-P3MSTP	
	Blue	1492-P3MSTP-B	
	Green	1492-P3MSTP-G	
End Plug	Grey	1492-P3ESTP	
	Blue	1492-P3ESTP-B	
	Green	1492-P3ESTP-G	
Plug End Barrier	Grey	1492-P3STPEB	
Coding Element	Orange	1492-P3STPCE	
Protective Cover	Orange	1492-P3STPPC	
Locking Element	Orange	1492-P3STPLE	25

Marking Systems		
ClearMark Advanced and ClearPlot Basic Marker Cards	1492-MR5X8 (120/card)	5 cards
ClearMultiprint Markers	1492-MT5X8 (800/roll)	1 roll


- (1) Available in orange as standard, to order other colors add the appropriate suffix to the catalog number listed: Blue =B, Red = RE. Example for a red 2-pole center jumper, the catalog number will be 1492-CJP3-2-RE.
- (2) Assembly option available, order catalog number: 1492-P3STP for (1) start plug and (1) plug end barrier.

Wiring Diagram



IMPORTANT See [page 101](#) for ferrule selection.

1492-PG31P



Terminal Blocks—Dimensions (W x H x L): 5.1 x 36.5 x 55 mm			
Color		Cat. No.	Pkg. Qty.
	Green/Yellow	1492-PG31P	100

Specifications – Single-level Flex Plug-in Grounding Terminal Block			
Certifications	UL /CSA	IEC	ATEX
Maximum Voltage	600V AC/DC	800V AC/DC	800V AC/DC
Wire Range (Rated Cross Section)	28...12 AWG	2.5 mm ²	2.5 mm ²
Wire Strip Length	0.4 in (10 mm)		
Density	59 pcs/ft (196 pcs/m)		
Housing Temperature Range	-76...266°F (-60...130 °C)		

Accessories		Cat. No.	Pkg. Qty.
Mounting Rails, End Barriers, End Anchors and Retainers			
Mounting Rail 1 m Symmetrical DIN	Steel	199-DR1	10
	Aluminum	1492-DR5	10
	Hi-Rise (Aluminum)	1492-DR6	2
	Angled (Steel)	1492-DR7	2
End Barriers	Grey	1492-EBP3	50
	Blue	1492-EBP3-B	50
	Yellow	1492-EBP3-Y	50
End Retainer		1492-ERL35	20
		1492-ERP35	20
End Anchor DIN Rail	Normal Duty	1492-EAJ35	100
	Heavy Duty	1492-EAHJ35	50
	Normal Duty	1492-EAP35	50

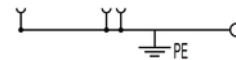
Accessories		Cat. No.	Pkg. Qty.
Center Jumpers⁽¹⁾			
2-pole	Orange	1492-CJP3-2	60
3-pole		1492-CJP3-3	20
4-pole		1492-CJP3-4	
5-pole		1492-CJP3-5	
6-pole		1492-CJP3-6	
7-pole		1492-CJP3-7	
8-pole		1492-CJP3-8	
9-pole		1492-CJP3-9	
10-pole		1492-CJP3-10	
20-pole		1492-CJP3-20	
50-pole		1492-CJP3-50	

Plugs and Plug Accessories			
Start Plug ⁽²⁾	Grey	1492-P3SSTP	50
	Blue	1492-P3SSTP-B	
	Green	1492-P3SSTP-G	
Middle Plug	Grey	1492-P3MSTP	
	Blue	1492-P3MSTP-B	
	Green	1492-P3MSTP-G	
End Plug	Grey	1492-P3ESTP	
	Blue	1492-P3ESTP-B	
	Green	1492-P3ESTP-G	
Plug End Barrier	Grey	1492-P3STPEB	
Coding Element	Orange	1492-P3STPCE	
Protective Cover	Orange	1492-P3STPPC	
Locking Element	Orange	1492-P3STPLE	25

Marking Systems		
ClearMark Advanced and ClearPlot Basic Marker Cards	1492-MR5X8 (120/card)	5 cards
ClearMultiprint Markers	1492-MT5X8 (800/roll)	1 roll

- (1) Available in orange as standard, to order other colors add the appropriate suffix to the catalog number listed: Blue =B, Red = RE. Example for a red 2-pole center jumper, the catalog number will be 1492-CJP3-2-RE.
- (2) Assembly option available, order catalog number: 1492-P3STP for (1) start plug and (1) plug end barrier.


Wiring Diagram



IMPORTANT See [page 101](#) for ferrule selection.

Double-level Flex Plug-in Terminal Blocks

1492-PD32P



Terminal Blocks—Dimensions (W x H x L): 5.1 x 50.5 x 91 mm			
Color	Cat. No.	Pkg. Qty.	
Grey	1492-PD32P	50	
Blue	1492-PD32P-B	50	

Specifications – Double-level Flex Plug-in Terminal Block			
Certifications	UL / CSA	IEC	ATEX
Voltage Rating	600V AC/DC	800V AC/DC	800V AC/DC
Maximum Current	20 A	24 A	20 A
Wire Range (Rated Cross Section)	28...12 AWG	2.5 mm ²	2.5 mm ²
Wire Strip Length	0.4 in (10 mm)		
Density	59 pcs/ft (196 pcs/m)		
Housing Temperature Range	-76...266°F (-60...130 °C)		

Accessories	Cat. No.	Pkg. Qty.	
Mounting Rails, End Barriers, End Anchors and Retainers			
Mounting Rail 1 m Symmetrical DIN	Steel	199-DR1	10
	Aluminum	1492-DR5	10
	Hi-Rise (Aluminum)	1492-DR6	2
	Angled (Steel)	1492-DR7	2
End Barriers	Grey	1492-EBPD3	20
	Blue	1492-EBPD3-B	20
	Yellow	1492-EBPD3-Y	20
End Retainer		1492-ERL35	20
		1492-ERP35	20
End Anchor DIN Rail	Normal Duty	1492-EAJ35	100
	Heavy Duty	1492-EAHJ35	50
	Normal Duty	1492-EAP35	50

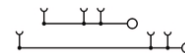
Accessories	Cat. No.	Pkg. Qty.
Center Jumpers⁽¹⁾		
2-pole	1492-CJP3-2	60
3-pole	1492-CJP3-3	20
4-pole	1492-CJP3-4	
5-pole	1492-CJP3-5	
6-pole	1492-CJP3-6	
7-pole	1492-CJP3-7	
8-pole	1492-CJP3-8	
9-pole	1492-CJP3-9	
10-pole	1492-CJP3-10	
20-pole	1492-CJP3-20	
50-pole	1492-CJP3-50	

Plugs and Plug Accessories			
Start Plug ⁽²⁾	Grey	1492-P3SSTP	50
	Blue	1492-P3SSTP-B	
	Green	1492-P3SSTP-G	
Middle Plug	Grey	1492-P3MSTP	
	Blue	1492-P3MSTP-B	
	Green	1492-P3MSTP-G	
End Plug	Grey	1492-P3ESTP	
	Blue	1492-P3ESTP-B	
	Green	1492-P3ESTP-G	
Plug End Barrier	Grey	1492-P3STPEB	
Coding Element	Orange	1492-P3STPCE	
Protective Cover	Orange	1492-P3STPPC	
Locking Element	Orange	1492-P3STPLE	25

Marking Systems		
ClearMark Advanced and ClearPlot Basic Marker Cards	1492-MR5X8 (120/card)	5 cards
ClearMultiprint Markers	1492-MT5X8 (800/roll)	1 roll


- (1) Available in orange as standard, to order other colors add the appropriate suffix to the catalog number listed: Blue =B, Red = RE. Example for a red 2-pole center jumper, the catalog number will be 1492-CJP3-2-RE.
- (2) Assembly option available, order catalog number: 1492-P3STP for (1) start plug and (1) plug end barrier.

Wiring Diagram



IMPORTANT See [page 101](#) for ferrule selection.

1492-PD32PC



Terminal Blocks—Dimensions (W x H x L): 5.1 x 50.5 x 91 mm

Color	Cat. No.	Pkg. Qty.
Grey	1492-PD32PC	50
Blue	1492-PD32PC-B	50

Specifications – Double-level Flex Plug-in Terminal Block

Certifications	UL /CSA	IEC	ATEX
Voltage Rating	600V AC/DC	800V AC/DC	800V AC/DC
Maximum Current	20 A	24 A	20 A
Wire Range (Rated Cross Section)	28...12 AWG	2.5 mm ²	2.5 mm ²
Wire Strip Length	0.4 in (10 mm)		
Density	59 pcs/ft (196 pcs/m)		
Housing Temperature Range	-76...266°F (-60...130 °C)		

Accessories	Cat. No.	Pkg. Qty.
-------------	----------	-----------

Mounting Rails, End Barriers, End Anchors and Retainers

Mounting Rail 1 m Symmetrical DIN	Steel	199-DR1	10
	Aluminum	1492-DR5	10
	Hi-Rise (Aluminum)	1492-DR6	2
	Angled (Steel)	1492-DR7	2
End Barriers	Grey	1492-EBPD3	20
	Blue	1492-EBPD3-B	20
	Yellow	1492-EBPD3-Y	20
End Retainer		1492-ERL35	20
		1492-ERP35	20
End Anchor DIN Rail	Normal Duty	1492-EAJ35	100
	Heavy Duty	1492-EAHJ35	50
	Normal Duty	1492-EAP35	50

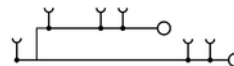
Accessories	Cat. No.	Pkg. Qty.
Center Jumpers⁽¹⁾		
2-pole	1492-CJP3-2	60
3-pole	1492-CJP3-3	20
4-pole	1492-CJP3-4	
5-pole	1492-CJP3-5	
6-pole	1492-CJP3-6	
7-pole	1492-CJP3-7	
8-pole	1492-CJP3-8	
9-pole	1492-CJP3-9	
10-pole	1492-CJP3-10	
20-pole	1492-CJP3-20	
50-pole	1492-CJP3-50	

Plugs and Plug Accessories			
Start Plug ⁽²⁾	Grey	1492-P3SSTP	50
	Blue	1492-P3SSTP-B	
	Green	1492-P3SSTP-G	
Middle Plug	Grey	1492-P3MSTP	
	Blue	1492-P3MSTP-B	
	Green	1492-P3MSTP-G	
End Plug	Grey	1492-P3ESTP	
	Blue	1492-P3ESTP-B	
	Green	1492-P3ESTP-G	
Plug End Barrier	Grey	1492-P3STPEB	
Coding Element	Orange	1492-P3STPCE	
Protective Cover	Orange	1492-P3STPPC	
Locking Element	Orange	1492-P3STPLE	25

Marking Systems		
ClearMark Advanced and ClearPlot Basic Marker Cards	1492-MR5X8 (120/card)	5 cards
ClearMultiprint Markers	1492-MT5X8 (800/roll)	1 roll

- (1) Available in orange as standard, to order other colors add the appropriate suffix to the catalog number listed: Blue =B, Red = RE. Example for a red 2-pole center jumper, the catalog number will be 1492-CJP3-2-RE.
- (2) Assembly option available, order catalog number: 1492-P3STP for (1) start plug and (1) plug end barrier.


Wiring Diagram




IMPORTANT See [page 101](#) for ferrule selection.

1492-PDG32P



Terminal Blocks—Dimensions (W x H x L): 5.1 x 50.5 x 91 mm		
Color	Cat. No.	Pkg. Qty.
 Grey	1492-PDG32P	50

Specifications – Double-level Flex Plug-in with Grounding Terminal Block			
Certifications	 /CSA	IEC	ATEX
Voltage Rating	600V AC/DC	800V AC/DC	800V AC/DC
Maximum Current	20 A	24 A	20 A
Wire Range (Rated Cross Section)	28...12 AWG	2.5 mm ²	2.5 mm ²
Wire Strip Length	0.4 in (10 mm)		
Density	59 pcs/ft (196 pcs/m)		
Housing Temperature Range	-76...266°F (-60...130 °C)		

Accessories	Cat. No.	Pkg. Qty.	
Mounting Rails, End Barriers, End Anchors and Retainers			
Mounting Rail 1 m Symmetrical DIN	Steel	199-DR1	10
	Aluminum	1492-DR5	10
	Hi-Rise (Aluminum)	1492-DR6	2
	Angled (Steel)	1492-DR7	2
End Barriers	Grey	1492-EBPD3	20
	Blue	1492-EBPD3-B	20
	Yellow	1492-EBPD3-Y	20
End Retainer		1492-ERL35	20
		1492-ERP35	20
End Anchor DIN Rail	Normal Duty	1492-EAJ35	100
	Heavy Duty	1492-EAHJ35	50
	Normal Duty	1492-EAP35	50

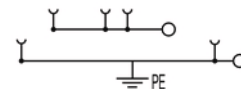
Accessories	Cat. No.	Pkg. Qty.
Center Jumpers⁽¹⁾		
2-pole	1492-CJP3-2	60
3-pole	1492-CJP3-3	20
4-pole	1492-CJP3-4	
5-pole	1492-CJP3-5	
6-pole	1492-CJP3-6	
7-pole	1492-CJP3-7	
8-pole	1492-CJP3-8	
9-pole	1492-CJP3-9	
10-pole	1492-CJP3-10	
20-pole	1492-CJP3-20	
50-pole	1492-CJP3-50	

Plugs and Plug Accessories			
Start Plug ⁽²⁾	Grey	1492-P3SSTP	50
	Blue	1492-P3SSTP-B	
	Green	1492-P3SSTP-G	
Middle Plug	Grey	1492-P3MSTP	
	Blue	1492-P3MSTP-B	
	Green	1492-P3MSTP-G	
End Plug	Grey	1492-P3ESTP	
	Blue	1492-P3ESTP-B	
	Green	1492-P3ESTP-G	
Plug End Barrier	Grey	1492-P3STPEB	
Coding Element	Orange	1492-P3STPCE	
Protective Cover	Orange	1492-P3STPPC	
Locking Element	Orange	1492-P3STPLE	25

Marking Systems		
ClearMark Advanced and ClearPlot Basic Marker Cards	1492-MR5X8 (120/card)	5 cards
ClearMultiprint Markers	1492-MT5X8 (800/roll)	1 roll


- (1) Available in orange as standard, to order other colors add the appropriate suffix to the catalog number listed: Blue =B, Red = RE. Example for a red 2-pole center jumper, the catalog number will be 1492-CJP3-2-RE.
- (2) Assembly option available, order catalog number: 1492-P3STP for (1) start plug and (1) plug end barrier.


Wiring Diagram



IMPORTANT See [page 101](#) for ferrule selection.

1492-PDG32PC



Terminal Blocks—Dimensions (W x H x L): 5.1 x 50.5 x 91 mm			
Color	Cat. No.	Pkg. Qty.	
 Green/Yellow	1492-PDG32PC	50	

Specifications —Double-level Flex Plug-in with Grounding Terminal Block			
Certifications	UL /CSA	IEC	ATEX
Voltage Rating	600V AC/DC	800V AC/DC	800V AC/DC
Wire Range (Rated Cross Section)	28...12 AWG	2.5 mm ²	2.5 mm ²
Wire Strip Length	0.4 in (10 mm)		
Density	59 pcs/ft (196 pcs/m)		
Housing Temperature Range	-76...266°F (-60...130 °C)		

Accessories	Cat. No.	Pkg. Qty.	
Mounting Rails, End Barriers, End Anchors and Retainers			
Mounting Rail 1 m Symmetrical DIN	Steel	199-DR1	10
	Aluminum	1492-DR5	10
	Hi-Rise (Aluminum)	1492-DR6	2
	Angled (Steel)	1492-DR7	2
End Barriers	Grey	1492-EBPD3	20
	Blue	1492-EBPD3-B	20
	Yellow	1492-EBPD3-Y	20
End Retainer		1492-ERL35	20
		1492-ERP35	20
End Anchor DIN Rail	Normal Duty	1492-EAJ35	100
	Heavy Duty	1492-EAHJ35	50
	Normal Duty	1492-EAP35	50

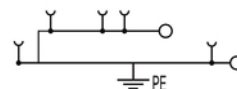
Accessories	Cat. No.	Pkg. Qty.	
Center Jumpers⁽¹⁾			
2-pole	1492-CJP3-2	60	
3-pole	1492-CJP3-3	20	
4-pole	1492-CJP3-4		
5-pole	1492-CJP3-5		
6-pole	1492-CJP3-6		
7-pole	1492-CJP3-7		
8-pole	1492-CJP3-8		
9-pole	1492-CJP3-9		
10-pole	1492-CJP3-10		
20-pole	1492-CJP3-20		
50-pole	1492-CJP3-50		

Plugs and Plug Accessories			
Start Plug ⁽²⁾	Grey	1492-P3SSTP	50
	Blue	1492-P3SSTP-B	
	Green	1492-P3SSTP-G	
Middle Plug	Grey	1492-P3MSTP	
	Blue	1492-P3MSTP-B	
	Green	1492-P3MSTP-G	
End Plug	Grey	1492-P3ESTP	
	Blue	1492-P3ESTP-B	
	Green	1492-P3ESTP-G	
Plug End Barrier	Grey	1492-P3STPEB	
Coding Element	Orange	1492-P3STPCE	
Protective Cover	Orange	1492-P3STPPC	
Locking Element	Orange	1492-P3STPLE	25

Marking Systems			
ClearMark Advanced and ClearPlot Basic Marker Cards	1492-MR5X8 (120/card)	5 cards	
ClearMultiprint Markers	1492-MT5X8 (800/roll)	1 roll	

- (1) Available in orange as standard, to order other colors add the appropriate suffix to the catalog number listed: Blue =B, Red = RE. Example for a red 2-pole center jumper, the catalog number will be 1492-CJP3-2-RE.
- (2) Assembly option available, order catalog number: 1492-P3STP for (1) start plug and (1) plug end barrier.

Wiring Diagram




IMPORTANT See [page 101](#) for ferrule selection.

Accessory Plug-in Terminal Blocks

1492-P3P



Terminal Blocks—Dimensions (W x H x L): 5.1 x 36.5 x 77.5mm

Color	Cat. No.	Pkg. Qty.
 Grey	1492-P3P	50

Specifications – Accessory Plug-in Terminal Block		
Certifications	UL /CSA	IEC
Voltage Rating	300V AC/DC	500V AC/DC
Maximum Current	20 A	20 A
Wire Range (Rated Cross Section)	28...12 AWG	2.5 mm ²
Wire Strip Length	0.4 in. (10 mm)	
Density	59 pcs/ft (196 pcs/m)	
Housing Temperature Range	-76...266°F (-60...130 °C)	

Accessories		Cat. No.	Pkg. Qty.
Mounting Rails, End Barriers, End Anchors and Retainers			
Mounting Rail 1 m Symmetrical DIN	Steel	199-DR1	10
	Aluminum	1492-DR5	10
	Hi-Rise (Aluminum)	1492-DR6	2
	Angled (Steel)	1492-DR7	2
End Barriers	Grey	1492-EBP3Q	20
	Blue	1492-EBP3Q-B	20
	Yellow	1492-EBP3Q-Y	20
End Retainer		1492-ERL35	20
		1492-ERP35	20
End Anchor DIN Rail	Normal Duty	1492-EAJ35	100
	Heavy Duty	1492-EAHJ35	50
	Normal Duty	1492-EAP35	50

Accessories	Cat. No.	Pkg. Qty.
Center Jumpers⁽¹⁾		
2-pole	1492-CJP3-2	60
3-pole	1492-CJP3-3	20
4-pole	1492-CJP3-4	
5-pole	1492-CJP3-5	
6-pole	1492-CJP3-6	
7-pole	1492-CJP3-7	
8-pole	1492-CJP3-8	
9-pole	1492-CJP3-9	
10-pole	1492-CJP3-10	
20-pole	1492-CJP3-20	
50-pole	1492-CJP3-50	

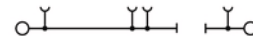
Disconnect, Component, and Fuse Plugs			
Disconnect Plug		1492-DPL	50
Component Plug		1492-CPL	50
Fuse Plugs	Without blown fuse indicator	1492-FPK2	20
	10...36V blown fuse indicator	1492-FPK224	20
	35...75V blown fuse indicator	1492-FPK248	20
	60...150V blown fuse indicator	1492-FPK2120	20
	140...250V blown fuse indicator	1492-FPK2250	20

Test Plugs			
Test Plugs	Start Test Plug	1492-PTPS	50
	Test Plug	1492-P3TPE	50

Marking Systems			
ClearMark Advanced and ClearPlot Basic Marker Cards		1492-MR5X8 (120/card)	5 cards
ClearMultiprint Markers		1492-MT5X8	1 roll


(1) Available in orange as standard, to order other colors add the appropriate suffix to the catalog number listed: Blue =B, Red = RE. Example for a red 2-pole center jumper, the catalog number will be 1492-CJP3-2-RE.

Wiring Diagram



IMPORTANT See [page 101](#) for ferrule selection.

1492-P3PT



Terminal Blocks—Dimensions (W x H x L): 5.1 x 36.5 x 84.5mm		
Color	Cat. No.	Pkg. Qty.
Grey	1492-P3PT	50

Specifications – Accessory Plug-in Terminal Block		
Certifications	UL /CSA	IEC
Voltage Rating	300V AC/DC	500V AC/DC
Maximum Current	20 A	20 A
Wire Range (Rated Cross Section)	28...12 AWG	2.5 mm ²
Wire Strip Length	0.4 in. (10 mm)	
Density	59 pcs/ft (196 pcs/m)	
Housing Temperature Range	-76...266°F (-60...130 °C)	

Accessories		Cat. No.	Pkg. Qty.
Mounting Rails, End Barriers, End Anchors and Retainers			
Mounting Rail 1 m Symmetrical DIN	Steel	199-DR1	10
	Aluminum	1492-DR5	10
	Hi-Rise (Aluminum)	1492-DR6	2
	Angled (Steel)	1492-DR7	2
End Barriers	Grey	1492-EBPKD3T	50
	Blue	1492-EBPKD3T-B	50
End Retainer		1492-ERL35	20
		1492-ERP35	20
End Anchor DIN Rail	Normal Duty	1492-EAJ35	100
	Heavy Duty	1492-EAHJ35	50
	Normal Duty	1492-EAP35	50

Accessories	Cat. No.	Pkg. Qty.
Center Jumpers⁽¹⁾		
2-pole	1492-CJP3-2	60
3-pole	1492-CJP3-3	20
4-pole	1492-CJP3-4	
5-pole	1492-CJP3-5	
6-pole	1492-CJP3-6	
7-pole	1492-CJP3-7	
8-pole	1492-CJP3-8	
9-pole	1492-CJP3-9	
10-pole	1492-CJP3-10	
20-pole	1492-CJP3-20	
50-pole	1492-CJP3-50	

Disconnect, Component, and Fuse Plugs			
Disconnect Plug	1492-DPL	50	
Component Plug	1492-CPL	50	
Fuse Plugs	Without blown fuse indicator	1492-FPK2	20
	10...36V blown fuse indicator	1492-FPK224	20
	35...75V blown fuse indicator	1492-FPK248	20
	60...150V blown fuse indicator	1492-FPK2120	20
	140...250V blown fuse indicator	1492-FPK2250	20

Test Plugs			
Test Plugs	Start Test Plug	1492-PTPS	50
	Test Plug	1492-P3TPE	50

Marking Systems		
ClearMark Advanced and ClearPlot Basic Marker Cards	1492-MR5X8 (120/card)	5 cards
ClearMultiprint Markers	1492-MT5X8 (800/roll)	1 roll

(1) Available in orange as standard, to order other colors add the appropriate suffix to the catalog number listed: Blue =B, Red = RE. Example for a red 2-pole center jumper, the catalog number will be 1492-CJP3-2-RE.

Wiring Diagram



IMPORTANT See [page 101](#) for ferrule selection.

1492-P3PQ



Terminal Blocks—Dimensions (W x H x L): 5.1 x 36.5 x 96mm		
Color	Cat. No.	Pkg. Qty.
Grey	1492-P3PQ	50

Specifications – Accessory Plug-in Terminal Block		
Certifications	UL /CSA	IEC
Voltage Rating	300V AC/DC	500V AC/DC
Maximum Current	20 A	20 A
Wire Range (Rated Cross Section)	28...12 AWG	2.5 mm ²
Wire Strip Length	0.4 in. (10 mm)	
Density	59 pcs/ft (196 pcs/m)	
Housing Temperature Range	-76...266°F (-60...130 °C)	

Accessories		Cat. No.	Pkg. Qty.
Mounting Rails, End Barriers, End Anchors and Retainers			
Mounting Rail 1 m Symmetrical DIN	Steel	199-DR1	10
	Aluminum	1492-DR5	10
	Hi-Rise (Aluminum)	1492-DR6	2
	Angled (Steel)	1492-DR7	2
End Retainer		1492-ERL35	20
		1492-ERP35	20
End Barriers	Grey	1492-EBPKD3Q	50
	Blue	1492-EBPKD3Q-B	50
End Anchor DIN Rail	Normal Duty	1492-EAJ35	100
	Heavy Duty	1492-EAHJ35	50
	Normal Duty	1492-EAP35	50

Accessories	Cat. No.	Pkg. Qty.
Center Jumpers⁽¹⁾		
2-pole	1492-CJP3-2	60
3-pole	1492-CJP3-3	20
4-pole	1492-CJP3-4	
5-pole	1492-CJP3-5	
6-pole	1492-CJP3-6	
7-pole	1492-CJP3-7	
8-pole	1492-CJP3-8	
9-pole	1492-CJP3-9	
10-pole	1492-CJP3-10	
20-pole	1492-CJP3-20	
50-pole	1492-CJP3-50	

Disconnect, Component, and Fuse Plugs			
Disconnect Plug	1492-DPL	50	
Component Plug	1492-CPL	50	
Fuse Plugs	Without blown fuse indicator	1492-FPK2	20
	10...36V blown fuse indicator	1492-FPK224	20
	35...75V blown fuse indicator	1492-FPK248	20
	60...150V blown fuse indicator	1492-FPK2120	20
	140...250V blown fuse indicator	1492-FPK2250	20

Test Plugs			
Test Plugs	Start Test Plug	1492-PTPS	50
	Test Plug	1492-P3TPE	50

Marking Systems		
ClearMark Advanced and ClearPlot Basic Marker Cards	1492-MR5X8 (120/card)	5 cards
ClearMultiprint Markers	1492-MT5X8 (800/roll)	1 roll

(1) Available in orange as standard, to order other colors add the appropriate suffix to the catalog number listed: Blue =B, Red = RE. Example for a red 2-pole center jumper, the catalog number will be 1492-CJP3-2-RE.

Wiring Diagram



IMPORTANT See [page 101](#) for ferrule selection.

Fuse Terminal Blocks

1492-PFB4



Terminal Blocks—Dimensions (W x H x L): 6.1 x 69 x 74 mm			
Color	Includes LED for Blown Fuse Indication	Cat. No.	Pkg. Qty.
■ Black	No	1492-PFB4	50
	Yes	1492-PFB424	
		1492-PFB448	
		1492-PFB4120	
		1492-PFB4250	

Specifications —Fuse Terminal Block				
Certifications	UL /CSA	IEC	ATEX	
Voltage Rating	1492-PFB4	300V AC/DC	250V AC/DC	250V AC/DC
	1492-PFB424	10...36V AC/DC		
	1492-PFB448	30...70V AC/DC		
	1492-PFB4120	60...150V AC/DC		
	1492-PFB4250	100...250V AC/DC		
Maximum Current	10 A	6.3 A	6.3 A	
Wire Range (Rated Cross Section)	26...10 AWG	4 mm ²	4 mm ²	
Wire Strip Length	0.47 in. (12 mm)			
Density	49 pcs/ft (163 pcs/m)			
Housing Temperature Range	-76...266°F (-60...130 °C)			
Fuse Size	5 x 20 mm			

Accessories	Cat. No.	Pkg. Qty.	
Mounting Rails, End Barriers, End Anchors and Retainers			
Mounting Rail 1 m Symmetrical DIN	Steel	199-DR1	10
	Aluminum	1492-DR5	10
	Hi-Rise (Aluminum)	1492-DR6	2
	Angled (Steel)	1492-DR7	2
End Barriers	Grey	1492-EBP4T	20
	Blue	1492-EBP4T-B	20
	Yellow	1492-EBP4T-Y	50

Accessories	Cat. No.	Pkg. Qty.	
End Retainer	1492-ERL35	20	
	1492-ERP35	20	
End Anchor DIN Rail	Normal Duty	1492-EAJ35	100
	Heavy Duty	1492-EAHJ35	50
	Normal Duty	1492-EAP35	50

Center Jumpers ⁽¹⁾			
2-pole	Orange	1492-CJP4-2	60
3-pole		1492-CJP4-3	20
4-pole		1492-CJP4-4	
5-pole		1492-CJP4-5	
6-pole		1492-CJP4-6	
7-pole		1492-CJP4-7	
8-pole		1492-CJP4-8	
9-pole		1492-CJP4-9	
10-pole		1492-CJP4-10	
50-pole		1492-CJP4-50	

Test Plugs			
Test Plugs	Start Test Plug	1492-PTPS	50
	Test Plug	1492-P4TPE	50

Marking Systems		
ClearMark Advanced and ClearPlot Basic Marker Cards	1492-MR6X8 (120/card)	5 cards
ClearMultiprint Markers	1492-MT6X8 (600/roll)	1 roll

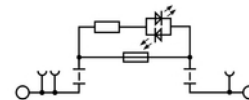
(1) Available in orange as standard. To order other colors add the appropriate suffix to the catalog number listed: Blue =B, Red = RE. Example for a red 2-pole center jumper, the catalog number will be 1492-CJP4-2-RE.

Wiring Diagram

No Blown Fuse Indication



With Blown Fuse Indication



IMPORTANT See [page 102](#) for ferrule selection.

1492-PDFB4



Terminal Blocks—Dimensions (W x H x L): 6.1 x 83.5 x 126.5 mm			
Color	Includes LED for Blown Fuse Indication	Cat. No.	Pkg. Qty.
■ Black	No	1492-PDFB4	50
	Yes	1492-PDFB424	
		1492-PDFB448	
		1492-PDFB4120	
		1492-PDFB4250	

Specifications —Fuse Terminal Block				
Certifications		UL /CSA	IEC	ATEX
Voltage Rating	1492-PDFB4	150V AC/DC	250V AC/DC	250V AC/DC
	1492-PDFB424	10...36V AC/DC		
	1492-PDFB448	30...70V AC/DC		
	1492-PDFB4120	60...150V AC/DC		
	1492-PDFB4250	100...250V AC/DC		
Maximum Current		30 A	6.3 A	6.3 A
Wire Range (Rated Cross Section)		26...10 AWG	4 mm ²	4 mm ²
Wire Strip Length		0.47 in. (12 mm)		
Density		49 pcs/ft (163 pcs/m)		
Housing Temperature Range		-76...266°F (-60...130 °C)		
Fuse Size		5 x 20 mm		

Accessories	Cat. No.	Pkg. Qty.	
Mounting Rails, End Barriers, End Anchors and Retainers			
Mounting Rail 1 m Symmetrical DIN	Steel	199-DR1	10
	Aluminum	1492-DR5	10
	Hi-Rise (Aluminum)	1492-DR6	2
	Angled (Steel)	1492-DR7	2
End Barriers	Grey	1492-EBPDFB4	20
End Retainer		1492-ERL35	20
		1492-ERP35	20

Accessories	Cat. No.	Pkg. Qty.	
End Anchor DIN Rail	Normal Duty	1492-EAJ35	100
	Heavy Duty	1492-EAHJ35	50
	Normal Duty	1492-EAP35	50

Center Jumpers ⁽¹⁾			
2-pole	Orange	1492-CJP4-2	20
3-pole		1492-CJP4-3	
4-pole		1492-CJP4-4	
5-pole		1492-CJP4-5	
6-pole		1492-CJP4-6	
7-pole		1492-CJP4-7	
8-pole		1492-CJP4-8	
9-pole		1492-CJP4-9	
10-pole		1492-CJP4-10	
50-pole			

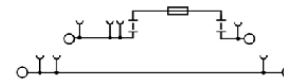
Test Plugs			
Test Plugs	Start Test Plug	1492-PTPS	50
	Test Plug	1492-P4TPE	50

Marking Systems		
ClearMark Advanced and ClearPlot Basic Marker Cards	1492-MR6X8 (120/card)	5 cards
ClearMultiprint Markers	1492-MT6X8 (600/roll)	1 roll

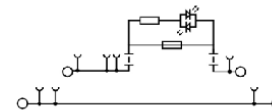
(1) Available in orange as standard, to order other colors add the appropriate suffix to the catalog number listed: Blue =B, Red = RE. Example for a red 2-pole center jumper, the catalog number will be 1492-CJP4-2-RE.

Wiring Diagram

No Blown Fuse Indication



With Blown Fuse Indication



IMPORTANT See [page 102](#) for ferrule selection.

1492-PDGFB4



Terminal Blocks—Dimensions (W x H x L): 6.1 x 83.5 x 126.5 mm			
Color	Includes LED for Blown Fuse Indication	Cat. No.	Pkg. Qty.
■ Black	No	1492-PDGFB4	50
	Yes	1492-PDGFB424	
		1492-PDGFB448	
		1492-PDGFB4120	
		1492-PDGFB4250	

Specifications —Fuse Terminal Block				
Certifications		UL /CSA	IEC	ATEX
Voltage Rating	1492-PDGFB4	150V AC/DC	250V AC/DC	250V AC/DC
	1492-PDGFB424	10...36V AC/DC		
	1492-PDGFB448	30...70V AC/DC		
	1492-PDGFB4120	60...150V AC/DC		
	1492-PDGFB4250	100...250V AC/DC		
Maximum Current		30 A	6.3 A	6.3 A
Wire Range (Rated Cross Section)		26...10 AWG	4 mm ²	4 mm ²
Wire Strip Length		0.47 in. (12 mm)		
Density		49 pcs/ft (163 pcs/m)		
Housing Temperature Range		-76...266°F (-60...130 °C)		
Fuse Size		5 x 20 mm		

Accessories	Cat. No.	Pkg. Qty.
-------------	----------	-----------

Mounting Rails, End Barriers, End Anchors and Retainers			
Mounting Rail 1 m Symmetrical DIN	Steel	199-DR1	10
	Aluminum	1492-DR5	10
	Hi-Rise (Aluminum)	1492-DR6	2
	Angled (Steel)	1492-DR7	2
End Barriers	Grey	1492-EBPDFB4	20
End Retainer		1492-ERL35	20
		1492-ERP35	20

Accessories	Cat. No.	Pkg. Qty.	
End Anchor DIN Rail	Normal Duty	1492-EAJ35	100
	Heavy Duty	1492-EAHJ35	50
	Normal Duty	1492-EAP35	50

Center Jumpers ⁽¹⁾			
2-pole	Orange	1492-CJP4-2	20
3-pole		1492-CJP4-3	
4-pole		1492-CJP4-4	
5-pole		1492-CJP4-5	
6-pole		1492-CJP4-6	
7-pole		1492-CJP4-7	
8-pole		1492-CJP4-8	
9-pole		1492-CJP4-9	
10-pole		1492-CJP4-10	
50-pole			

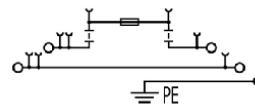
Test Plugs			
Test Plugs	Start Test Plug	1492-PTPS	50
	Test Plug	1492-P4TPE	50

Marking Systems		
ClearMark Advanced and ClearPlot Basic Marker Cards	1492-MR6X8 (120/card)	5 cards
ClearMultiprint Markers	1492-MT6X8 (600/roll)	1 roll

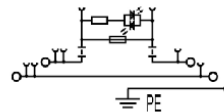
(1) Available in orange as standard, to order other colors add the appropriate suffix to the catalog number listed: Blue =B, Red = RE. Example for a red 2-pole center jumper, the catalog number will be 1492-CJP4-2-RE.

Wiring Diagram

No Blown Fuse Indication



With Blown Fuse Indication



IMPORTANT See [page 102](#) for ferrule selection.

Ferrule Selection

Panduit Ferrules and Tools for use with 1492-P2 Terminal Blocks

Uninsulated Ferrule



Wire Size (AWG)	Loose Piece Ferrules for use with Hand Crimp Tools	Hand Crimp Tools for Loose Piece Ferrules ⁽¹⁾					
		1	2	3	4	5	6
24	F73-5-M	●			●		
24-22	F74-5-M	●			●		
22-20	F75-6-M	●	●	●	●	●	●
18	F76-6-M	●	●	●	●	●	●
16	F78-7-M	●	●	●	●	●	●
14	F80-7-M			●	●	●	●

Insulated Ferrule



Wire Size (AWG)	Ferrule Insulation Color	Continuous Reeled Ferrules for use with CP-881 Automated Crimp Tool	Loose Piece Ferrules for use with Hand Crimp Tools	Hand Crimp Tools for Loose Piece Ferrules ⁽¹⁾					
				1	2	3	4	5	6
26	Grey	—	FSD72-6-D	●			●		
24	Yellow	—	FSD73-6-D	●			●		
24-22	Turquoise	—	FSD74-6-D	●			●		
22-20	White	FSD75-8-K	FSD75-6-D	●	●	●	●	●	●
18	Grey	FSD76-8-K	FSD76-6-D	●	●	●	●	●	●
16	Black	FSD78-8-K	FSD78-6-D			●	●	●	●
14	Blue	—	FSD80-12-D			●	●	●	●

Twin Insulated Ferrule



Wire Size (AWG)	Ferrule Insulation Color	Loose Piece Ferrules for use with Hand Crimp Tools	Hand Crimp Tools for Loose Piece Ferrules ⁽¹⁾						
			1	2	3	4	5	6	
16	Black	FTD78-12-D	●		●	●			

(1) Hand Crimp Tool Reference

Reference Number	1	2	3	4	5	6
Hand Crimp Tool Part No.	CT-1002	CT-1003	CT-1090	CT-1123	CT-1160	CT-1170
Crimp Shape	Trapezoid	Trapezoid	Trapezoid	Square	Hexagon	Square
Shape Reference						

IMPORTANT For more information on Panduit ferrules and tools, visit panduit.com.

Panduit Ferrules and Tools for use with 1492-P3 Terminal Blocks

Uninsulated Ferrule



Wire Size (AWG)	Loose Piece Ferrules for use with Hand Crimp Tools	Hand Crimp Tools for Loose Piece Ferrules ⁽¹⁾					
		1	2	3	4	5	6
24	F73-5-M	●			●		
24-22	F74-5-M	●			●		
22-20	F75-6-M	●	●	●	●	●	●
18	F76-6-M	●	●	●	●	●	●
16	F78-7-M	●	●	●	●	●	●
14	F80-7-M			●	●	●	●
12	F81-9-M			●			●

Insulated Ferrule



Wire Size (AWG)	Ferrule Insulation Color	Continuous Reeled Ferrules for use with CP-881 Automated Crimp Tool	Loose Piece Ferrules for use with Hand Crimp Tools	Hand Crimp Tools for Loose Piece Ferrules ⁽¹⁾					
				1	2	3	4	5	6
26	Grey	—	FSD72-6-D	●			●		
24	Yellow	—	FSD73-6-D	●			●		
24-22	Turquoise	—	FSD74-6-D	●			●		
22-20	White	FSD75-8-K	FSD75-6-D	●	●	●	●	●	●
18	Grey	FSD76-8-K	FSD76-6-D	●	●	●	●	●	●
16	Black	FSD78-8-K	FSD78-6-D			●	●	●	●
14	Blue	FSD80-8-DK	FSD80-12-D			●	●	●	●
12	Grey	—	FSD81-10-D			●	●	●	●

Twin Insulated Ferrule



Wire Size (AWG)	Ferrule Insulation Color	Loose Piece Ferrules for use with Hand Crimp Tools	Hand Crimp Tools for Loose Piece Ferrules ⁽¹⁾					
			1	2	3	4	5	6
22	White	FTD75-8-D	●	●	●	●	●	●
20	Grey	FTD76-8-D	●	●	●	●	●	●
18	Red	FTD77-8-D	●	●	●	●	●	●

(1) Hand Crimp Tool Reference

Reference Number	1	2	3	4	5	6
Hand Crimp Tool Part No.	CT-1002	CT-1003	CT-1090	CT-1123	CT-1160	CT-1170
Crimp Shape	Trapezoid	Trapezoid	Trapezoid	Square	Hexagon	Square
Shape Reference						

IMPORTANT For more information on Panduit ferrules and tools, visit panduit.com.

Panduit Ferrules and Tools for use with 1492-P4 Terminal Blocks

Uninsulated Ferrule



Wire Size (AWG)	Loose Piece Ferrules for use with Hand Crimp Tools	Hand Crimp Tools for Loose Piece Ferrules ⁽¹⁾					
		1	2	3	4	5	6
24	F73-5-M	●			●		
24-22	F74-5-M	●			●		
22-20	F75-6-M	●	●	●	●	●	●
18	F76-6-M	●	●	●	●	●	●
16	F78-7-M	●	●	●	●	●	●
14	F80-7-M			●	●	●	●
12	F81-9-M			●	●	●	●
10	F82-12-M			●	●	●	●

Insulated Ferrule



Wire Size (AWG)	Ferrule Insulation Color	Continuous Reeled Ferrules for use with CP-881 Automated Crimp Tool	Loose Piece Ferrules for use with Hand Crimp Tools	Hand Crimp Tools for Loose Piece Ferrules ⁽¹⁾					
				1	2	3	4	5	6
26	Grey	—	FSD72-6-D	●			●		
24	Yellow	—	FSD73-6-D	●			●		
24-22	Turquoise	—	FSD74-6-D	●			●		
22-20	White	FSD75-8-K	FSD75-6-D	●	●	●	●	●	●
18	Grey	FSD76-8-K	FSD76-6-D	●	●	●	●	●	●
16	Black	FSD78-8-K	FSD78-6-D			●	●	●	●
14	Blue	FSD80-8-DK	FSD80-12-D			●	●	●	●
12	Grey	—	FSD81-10-D			●	●	●	●
10	Yellow	—	FSD82-12-C			●	●	●	●

Twin Insulated Ferrule



Wire Size (AWG)	Ferrule Insulation Color	Loose Piece Ferrules for use with Hand Crimp Tools	Hand Crimp Tools for Loose Piece Ferrules ⁽¹⁾					
			1	2	3	4	5	6
22	White	FTD75-8-D	●	●	●	●	●	●
20	Grey	FTD76-8-D	●	●	●	●	●	●
18	Red	FTD77-8-D	●	●	●	●	●	●

(1) Hand Crimp Tool Reference

Reference Number	1	2	3	4	5	6
Hand Crimp Tool Part No.	CT-1002	CT-1003	CT-1090	CT-1123	CT-1160	CT-1170
Crimp Shape	Trapezoid	Trapezoid	Trapezoid	Square	Hexagon	Square
Shape Reference						

IMPORTANT For more information on Panduit ferrules and tools, visit panduit.com.

Panduit Ferrules and Tools for use with 1492-P6 Terminal Blocks

Uninsulated Ferrule



Wire Size (AWG)	Loose Piece Ferrules for use with Hand Crimp Tools	Hand Crimp Tools for Loose Piece Ferrules ⁽¹⁾					
		1	2	3	4	5	6
22-20	F75-6-M	●	●	●	●	●	●
18	F76-6-M	●	●	●	●	●	●
16	F78-7-M	●	●	●	●	●	●
14	F80-7-M			●	●	●	●
12	F81-9-M			●	●	●	●
10	F82-12-M			●	●	●	●
8	F83-12-D			●	●	●	●

Insulated Ferrule



Wire Size (AWG)	Ferrule Insulation Color	Continuous Reeled Ferrules for use with CP-881 Automated Crimp Tool	Loose Piece Ferrules for use with Hand Crimp Tools	Hand Crimp Tools for Loose Piece Ferrules ⁽¹⁾					
				1	2	3	4	5	6
22-20	White	FSD75-8-K	FSD75-6-D	●	●	●	●	●	●
18	Grey	FSD76-8-K	FSD76-6-D	●	●	●	●	●	●
16	Black	FSD78-8-K	FSD78-6-D			●	●	●	●
14	Blue	FSD80-8-DK	FSD80-12-D			●	●	●	●
12	Grey	—	FSD81-10-D			●	●	●	●
10	Yellow	—	FSD82-12-C			●	●	●	●

Twin Insulated Ferrule



Wire Size (AWG)	Ferrule Insulation Color	Loose Piece Ferrules for use with Hand Crimp Tools	Hand Crimp Tools for Loose Piece Ferrules ⁽¹⁾					
			1	2	3	4	5	6
22	White	FTD75-8-D	●	●	●	●	●	●
20	Grey	FTD76-8-D	●	●	●	●	●	●
18	Red	FTD77-8-D	●	●	●	●	●	●
16	Black	FTD78-8-D	●	●	●	●	●	●

(1) Hand Crimp Tool Reference

Reference Number	1	2	3	4	5	6
Hand Crimp Tool Part No.	CT-1002	CT-1003	CT-1090	CT-1123	CT-1160	CT-1170
Crimp Shape	Trapezoid	Trapezoid	Trapezoid	Square	Hexagon	Square
Shape Reference						

IMPORTANT For more information on Panduit ferrules and tools, visit panduit.com.

Panduit Ferrules and Tools for use with 1492-P10 Terminal Blocks

Uninsulated Ferrule



Wire Size (AWG)	Loose Piece Ferrules for use with Hand Crimp Tools	Hand Crimp Tools for Loose Piece Ferrules ⁽¹⁾						
		1	2	3	4	5	6	7
22-20	F75-6-M	●	●	●	●	●	●	
18	F76-6-M	●	●	●	●	●	●	
16	F78-7-M	●	●	●	●	●	●	
14	F80-7-M			●	●	●	●	
12	F81-9-M			●	●	●	●	
10	F82-10-M			●	●	●	●	
8	F83-12-D			●	●			●
6	F84-12-TL							●

Insulated Ferrule



Wire Size (AWG)	Ferrule Insulation Color	Continuous Reeled Ferrules for use with CP-881 Automated Crimp Tool	Loose Piece Ferrules for use with Hand Crimp Tools	Hand Crimp Tools for Loose Piece Ferrules ⁽¹⁾						
				1	2	3	4	5	6	7
22-20	White	FSD75-8-K	FSD75-6-D	●	●	●	●	●	●	
18	Grey	FSD76-8-K	FSD76-6-D	●	●	●	●	●	●	
16	Black	FSD78-8-K	FSD78-6-D			●	●	●	●	
14	Blue	—	FSD80-12-D			●	●	●	●	
12	Grey	—	FSD81-10-D			●	●	●	●	
10	Yellow	—	FSD82-12-C			●	●	●	●	
8	Red	—	FSD83-12-C			●	●			●
6	Blue	—	FSD84-12-C							●

Twin Insulated Ferrule



Wire Size (AWG)	Ferrule Insulation Color	Loose Piece Ferrules for use with Hand Crimp Tools	Hand Crimp Tools for Loose Piece Ferrules ⁽¹⁾					
			1	2	3	4	5	6
22	White	FTD75-8-D	●	●	●	●	●	●
20	Grey	FTD76-8-D	●	●	●	●	●	●
18	Red	FTD77-8-D	●	●	●	●	●	●
16	Black	FTD78-8-D	●	●	●	●	●	●
14	Blue	FTD80-10-TL	●	●	●	●	●	●
12	Grey	FTD81-12-C	●	●	●	●	●	●

(1) Hand Crimp Tool Reference

Reference Number	1	2	3	4	5	6	7
Hand Crimp Tool Part No.	CT-1002	CT-1003	CT-1090	CT-1123	CT-1160	CT-1170	CT-1004
Crimp Shape	Trapezoid	Trapezoid	Trapezoid	Square	Hexagon	Square	Trapezoid
Shape Reference							

IMPORTANT For more information on Panduit ferrules and tools, visit panduit.com.

Panduit Ferrules and Tools for use with 1492-P16 Terminal Blocks

Uninsulated Ferrule



Wire Size (AWG)	Loose Piece Ferrules for use with Hand Crimp Tools	Hand Crimp Tools for Loose Piece Ferrules ⁽¹⁾							
		3	4	5	6	7	8	9	
18	F76-6-M	●	●	●	●				
16	F78-7-M	●	●	●	●				
14	F80-7-M	●	●	●	●				
12	F81-9-M	●	●	●	●				
10	F82-10-M	●	●	●	●				
8	F83-12-D		●	●					
6	F84-12-TL								●

Insulated Ferrule



Wire Size (AWG)	Ferrule Insulation Color	Continuous Reeled Ferrules for use with CP-881 Automated Crimp Tool	Loose Piece Ferrules for use with Hand Crimp Tools	Hand Crimp Tools for Loose Piece Ferrules ⁽¹⁾							
				3	4	5	6	7	8	9	
18	Grey	FSD76-8-K	FSD76-6-D	●	●	●	●	●			
16	Black	FSD78-8-K	FSD78-6-D	●	●	●	●	●			
14	Blue	FSD80-8-DK	FSD80-12-D	●	●	●	●	●			
12	Grey	—	FSD81-10-D	●	●	●	●				
10	Yellow	—	FSD82-12-C		●	●					
8	Red	—	FSD83-12-C								●
6	Blue	—	FSD84-12-C								●

Twin Insulated Ferrule



Wire Size (AWG)	Ferrule Insulation Color	Loose Piece Ferrules for use with Hand Crimp Tools	Hand Crimp Tools for Loose Piece Ferrules ⁽¹⁾								
			1	2	3	4	5	6	7	8	9
22	White	FTD75-8-D	●	●	●	●	●	●			
20	Grey	FTD76-8-D	●	●	●	●	●	●			
18	Red	FTD77-8-D	●	●	●	●	●	●			
16	Black	FTD78-8-D	●	●	●	●	●	●			
14	Blue	FTD80-10-TL	●	●	●	●	●	●			
12	Grey	FTD81-12-C	●	●	●	●	●	●			
10	Yellow	FTD82-14-D		●	●	●	●	●		●	●

(1) Hand Crimp Tool Reference

Reference Number	1	2	3	4	5	6	7	8	9	10
Hand Crimp Tool	CT-1002	CT-1003	CT-1090	CT-1123	CT-1160	CT-1170	CP-881	CT-1004	CT-1104	CT-1005
Crimp Shape	Trapezoid	Trapezoid	Trapezoid	Square	Hexagon	Square	Trapezoid	Trapezoid	Square	Trapezoid
Shape Reference										

IMPORTANT For more information on Panduit ferrules and tools, visit panduit.com.

Notes:

Additional Resources

These documents contain additional information concerning related products from Rockwell Automation.

Resource	Description
Push-in Terminal Blocks Product Profile, 1492-PP014	Provides features and benefits, offering, and basic specifications.
EtherNet/IP Network Devices User Manual, ENET-UM006	Describes how to configure and use EtherNet/IP devices to communicate on the EtherNet/IP network.
Ethernet Reference Manual, ENET-RM002	Describes basic Ethernet concepts, infrastructure components, and infrastructure features.
System Security Design Guidelines Reference Manual, SECURE-RM001	Provides guidance on how to conduct security assessments, implement Rockwell Automation products in a secure system, harden the control system, manage user access, and dispose of equipment.
Industrial Components Preventive Maintenance, Enclosures, and Contact Ratings Specifications, publication IC-TD002	Provides a quick reference tool for Allen-Bradley industrial automation controls and assemblies.
Safety Guidelines for the Application, Installation, and Maintenance of Solid-State Control, publication SGI-1.1	Designed to harmonize with NEMA Standards Publication No. ICS 1.1-1987 and provides general guidelines for the application, installation, and maintenance of solid-state control in the form of individual devices or packaged assemblies incorporating solid-state components.
Industrial Automation Wiring and Grounding Guidelines, publication 1770-4.1	Provides general guidelines for installing a Rockwell Automation industrial system.
Product Certifications website, rok.auto/certifications .	Provides declarations of conformity, certificates, and other certification details.

You can view or download publications at [rok.auto/literature](#).

Rockwell Automation Support

Use these resources to access support information.

Technical Support Center	Find help with how-to videos, FAQs, chat, user forums, Knowledgebase, and product notification updates.	rok.auto/support
Local Technical Support Phone Numbers	Locate the telephone number for your country.	rok.auto/phonesupport
Technical Documentation Center	Quickly access and download technical specifications, installation instructions, and user manuals.	rok.auto/techdocs
Literature Library	Find installation instructions, manuals, brochures, and technical data publications.	rok.auto/literature
Product Compatibility and Download Center (PCDC)	Download firmware, associated files (such as AOP, EDS, and DTM), and access product release notes.	rok.auto/pcdc

Documentation Feedback

Your comments help us serve your documentation needs better. If you have any suggestions on how to improve our content, complete the form at rok.auto/docfeedback.

Allen-Bradley, ClearMark, ClearPlot, ClearMultiprint, expanding human possibility, and Rockwell Automation are trademarks of Rockwell Automation, Inc.

EtherNet/IP is a trademark of ODVA, Inc.

Trademarks not belonging to Rockwell Automation are property of their respective companies.

Rockwell Automation maintains current product environmental compliance information on its website at rok.auto/pec.

Rockwell Otomasyon Ticaret A.Ş. Kar Plaza İş Merkezi E Blok Kat:6 34752, İçerenköy, İstanbul, Tel: +90 (216) 5698400 EEE Yönetmeliğine Uygundur

Connect with us.    

rockwellautomation.com ————— **expanding human possibility®**

AMERICAS: Rockwell Automation, 1201 South Second Street, Milwaukee, WI 53204-2496 USA, Tel: (1) 414.382.2000, Fax: (1) 414.382.4444

EUROPE/MIDDLE EAST/AFRICA: Rockwell Automation NV, Pegasus Park, De Kleetlaan 12a, 1831 Diegem, Belgium, Tel: (32) 2663 0600, Fax: (32) 2 663 0640

ASIA PACIFIC: Rockwell Automation SEA Pte Ltd, 2 Corporation Road, #04-05, Main Lobby, Corporation Place, Singapore 618494, Tel: (65) 6510 6608, FAX: (65) 6510 6699

UNITED KINGDOM: Rockwell Automation Ltd., Pitfield, Kiln Farm, Milton Keynes, MK11 3DR, United Kingdom, Tel: (44)(1908) 838-800, Fax: (44)(1908) 261-917

Publication 1492-TD017E-EN-P- November 2023

Supersedes Publication 1492-TD017D-EN-P - April 2023

Copyright © 2023 Rockwell Automation, Inc. All rights reserved. Printed in the U.S.A.